



CHAINSAW APPLICATION GUIDE



GUIDEBARS

CALL LENGTH IN	CM	GROOVE GAUGE	DRIVE LINK	PRO HARD TOP	PRO SPROCKET PRO TOP	TITANIUM CN40 POR TOP	POWERTECH	POWERTECH ARBOR	POWER TECH MINI 7 TOOTH	MINICUT LAMINATED

ALPINA

3/8" LP Pitch

A-10E, A14E, P34, E35, E40, E120, E130, E150, KS1400, KS1500

12	30	.050	45	PO12-50				PO12-50SR	PO12-50SW	PO12-50CR
14	35	.050	52	PO14-50				PO14-50SR	PO14-50SW	PO14-50CR
16	40	.050	57	PO16-50				PO16-50SR	PO16-50SW	PO16-50CR

.325" Pitch

PROF 41, PROF 45, A40E, C40E, A40AV, CP41, 45AV, CP55, CP56, CP65, CP66, P400, P450, P500, P700, P460, P510, P540, 500

13	33	.058	56	UHL13-58	UHL13-58PJ		UHL13-58SH	UHL13-58SF		
14	35	.058	60	UHL14-58	UHL14-58PJ		UHL14-58SH	UHL14-58SF		
15	38	.058	64	UHL15-58	UHL15-58PJ		UHL15-58SH	UHL15-58SF		
16	40	.058	66	UHL16-58	UHL16-58PJ		UHL16-58SH			
17	43	.058	68	UHLX16-58	UHLX16-58PJ		UHLX16-58SH			
18	45	.058	72	UHL18-58	UHL18-58PJ		UHL18-58SH			
20	50	.058	78	UHL20-58	UHL20-58PJ					
24	60	.058	92	UHL24-58	UHL24-58PJ					

3/8" Pitch

PROF 55, PROF 65, PROF 66, 600, 600i, P650

13	33	.058	50	UHL13-58	UHL13-58PA		UHL13-58SG			
14	35	.058	54	UHL14-58	UHL14-58PA		UHL14-58SG			
15	38	.058	56	UHL15-58	UHL15-58PA		UHL15-58SG			
16	40	.058	59	UHL16-58	UHL16-58PA		UHL16-58SG			
16	40	.058	60	UHLX16-58	UHLX16-58PA					
18	45	.058	64	UHL18-58	UHL18-58PA		UHL18-58SG			
18	45	.058	68	UHLX18-58	UHLX18-58PA					
20	50	.058	70	UHL20-58	UHL20-58PA		UHL20-58SG			
20	50	.058	72	UHLX20-58	UHLX20-58PA					
24	60	.058	80	UHL24-58	UHL24-58PA					

PRO SPROCKET BARS PA = 3/8" x 11 Teeth - Pro Nose PJ = .325" 12 Teeth - Pro Nose VQ = .404" x 11 Teeth - Pro Nose	POWER TECH BARS SG = 3/8" x 10 Teeth Nose SH = .325" x 11 Teeth Nose	POWER TECH ARBOR PRO SF = .325" x 10 Teeth Nose SR = 3/8" x 9 Teeth Nose	LAMINATED BARS CR = 3/8" LP x 9 Teeth Non Replacement Nose POWER TECH MINI SW = 3/8" LP x 7 Teeth Nose
---	---	---	---

Sprocket
Nose
Code



CHAINSAW APPLICATION GUIDE



GUIDEBARS



CALLLED LENGTH IN CM	GROOVE GAUGE	DRIVE LINK	PRO HARD TOP	PRO SPROCKET PRO TOP	TITANIUM CN40 POR TOP	POWERTECH	POWERTECH ARBOR	POWER TECH MINI 7 TOOTH	MINICUT LAMINATED
---------------------------	--------------	------------	--------------	----------------------	-----------------------	-----------	-----------------	-------------------------	-------------------

ALPINA continued

3/8" Pitch

070, A70, C70, CP70, PROF70, PRO78, 970S, CP90, PROF90, PROF120, CP120

16	40	.063	60	HN16-63	HN16-63PA				
18	45	.063	65						
20	50	.063	70	HN20-63	HN20-63PA				
24	60	.063	80						
30	75	.063	98	HN30-63					
36	90	.063	117	HN36-63					

3/8" Pitch

P700, P800, P750

18	45	.058	68	HV18-58	HV18-58PA	HVT18-58PA			
20	50	.058	72	HV20-58	HV20-58PA	HVT20-58PA			

3/8" LP Pitch

E160/170, E1.6, E1.8, S35, S40, P360, P370, P390

12	30	.050	44				SW12-50SR	SW12-50SW	SW12-50CR
14	35	.050	50				SW14-50SR	SW14-50SW	SW14-50CR
16	40	.050	56				SW16-50SR	SW16-50SW	SW16-50CR
18	45	.050	60				SW18-50SR	SW18-50SW	SW18-50CR

.325" Pitch

P370, P410

13	33	.050	56				SW13-50SH		
16	40	.050	64				SW16-50SH		

3/8" LP Pitch

330, 380, EU35, EU40, 432, 438, P34, P34S, PR350

12	30	.050	44				AL12-50SR	AL12-50SW	
14	35	.050	50				AL14-50SR	AL14-50SW	
16	40	.050	56				AL16-50SR	AL16-50SW	
18	45	.050	60				AL18-50SR	AL18-50SW	

3/8" LP Pitch .043" Gauge

PR350

12	30	.050	44					AL12-43SW	
----	----	------	----	--	--	--	--	-----------	--

Sprocket Nose Code

PRO SPROCKET BARS

PA = 3/8" x 11 Teeth - Pro Nose
PJ = .325" 12 Teeth - Pro Nose
VQ = .404" x 11 Teeth - Pro Nose

POWER TECH BARS

SG = 3/8" x 10 Teeth Nose
SH = .325" x 11 Teeth Nose

POWER TECH ARBOR PRO

SF = .325" x 10 Teeth Nose
SR = 3/8" x 9 Teeth Nose

LAMINATED BARS

CR = 3/8" LP x 9 Teeth Non Replacement Nose
POWER TECH MINI
SW = 3/8"LP x 7 Teeth Nose





CHAINSAW APPLICATION GUIDE



GUIDEBARS

CALLER LENGTH IN CM	GROOVE GAUGE	DRIVE LINK	PRO HARD TOP	PRO SPROCKET PRO TOP	TITANIUM CN40 POR TOP	POWERTECH	POWERTECH ARBOR	POWER TECH MINI 7 TOOTH	MINICUT LAMINATED

BLITZ

3/8" LP Pitch

B34, B35DX, B35, E140F, B300, B304, B400, B404, B38

12	30	.050	44				OL12-50SR	OL12-50SR	OL12-50SW
14	35	.050	49				OL14-50SR	OL14-50SR	OL14-50SW
16	40	.050	56				OL16-50SR	OL16-50SR	OL16-50SW

.325" Pitch

B38, B41, B42, B45, B46, B51, B54

13	32	.058	56	UHL13-58	UHL13-58PJ		UHL13-58SH	UHL13-58SF	
14	35	.058	60	UHL14-58	UHL14-58PJ		UHL14-58SH	UHL14-58SF	
15	38	.058	64	UHL15-58	UHL15-58PJ		UHL15-58SH	UHL15-58SF	
16	40	.058	66	UHL16-58	UHL16-58PJ		UHL16-58SH		
17	43	.058	68	UHLX16-58	UHLX16-58PJ		UHLX16-58SH		
18	45	.058	72	UHL18-58	UHL18-58PJ		UHL18-58SH		
20	50	.058	78	UHL20-58	UHL20-58PJ		UHL20-58SH		

3/8" Pitch

B50, B52AF, B500, B501, B502, B504, B55, B60, B64, B64XLF, B600GS, B701, B702, B80, B800, B802, B804

16	40	.058	60	JO16-58	JO16-58PA		JO16-58SG		
18	45	.058	68	JO18-58	JO18-58PA		JO18-58SG		
20	50	.058	70	JOX20-58	JOX20-58PA				
20	50	.058	72	JO20-58	JO20-58PA		JO20-58SG		
22	55	.058	76	JO22-58	JO22-58PA				
24	60	.058	84	JO24-58	JO24-58PA				

CASTEL

3/8" LP Pitch

CS35P

12	30	.050	44				OL12-50SR	OL12-50SW	
14	35	.050	49				OL14-50SR	OL14-50SW	

3/8" LP Pitch

CS16E, CS17E, CS36, CS39

12	30	.050	44				SW12-50SR	SW12-50SW	SW12-50CR
14	35	.050	50				SW14-50SR	SW14-50SW	SW14-50CR
16	40	.050	56				SW16-50SR	SW16-50SW	SW16-50CR
18	45	.050	60				SW18-50SR	SW18-50SW	

PRO SPROCKET BARS PA = 3/8" x 11 Teeth - Pro Nose PJ = .325" 12 Teeth - Pro Nose VQ = .404" x 11 Teeth - Pro Nose	POWER TECH BARS SG = 3/8" x 10 Teeth Nose SH = .325" x 11 Teeth Nose	POWER TECH ARBOR PRO SF = .325" x 10 Teeth Nose SR = 3/8" x 9 Teeth Nose	LAMINATED BARS CR = 3/8" LP x 9 Teeth Non Replacement Nose POWER TECH MINI SW = 3/8" LP x 7 Teeth Nose
---	---	---	---

Sprocket Nose Code



CHAINSAW APPLICATION GUIDE



GUIDEBARS



CALLER LENGTH IN CM	GROOVE GAUGE	DRIVE LINK	PRO HARD TOP	PRO SPROCKET PRO TOP	TITANIUM CN40 POR TOP	POWERTECH	POWERTECH ARBOR	POWER TECH MINI 7 TOOTH	MINICUT LAMINATED
--------------------------	--------------	------------	--------------	----------------------	-----------------------	-----------	-----------------	-------------------------	-------------------

CASTEL continued

.325" Pitch

CS45, CS50

13	33	.058	56				UHL13-58SH		
14	35	.058	60				UHL14-58SH		
16	40	.058	66				UHL16-58SH		
18	45	.058	72				UHL18-58SH		
20	50	.058	78				UHL20-58SH		

3/8" Pitch

CS60

16	40	.058	59				UHL16-58SG		
18	45	.058	64				UHL18-58SG		
18	45	.058	68				UHLX18-58SG		
20	50	.058	72				UHLX20-58SG		

CASTOR

3/8" LP Pitch

330, CX35, 380, CX40, 423, 438, CX45, P34, P34S, CP34S, TR350

12	30	.050	44				AL12-50SR	AL12-50SW	
14	35	.050	50				AL14-50SR	AL14-50SW	
16	40	.050	56				AL16-50SR	AL16-50SW	
18	45	.050	60				AL18-50SR	AL18-50SW	

3/8" LP Pitch

EL160/170 HIT 1.6/1.8 CP360, CP370, CP380

12	30	.050	44				SW12-50SR	SW12-50SW	SW12-50CR
14	35	.050	50				SW14-50SR	SW14-50SW	SW14-50CR
16	40	.050	56				SW16-50SR	SW16-50SW	SW16-50CR
18	45	.050	60				SW18-50SR	SW18-50SW	

.325" Pitch

CP400, CP450, CP500, CP460, CP510, CP540, CP550

13	33	.058	56				UHL13-58SH	UHL13-58SF	
14	35	.058	60				UHL14-58SH	UHL14-58SF	
16	40	.058	66				UHL16-58SH		
18	45	.058	72				UHL18-58SH		
20	50	.058	78				UHL20-58SH		

**Sprocket
Nose
Code**

PRO SPROCKET BARS

PA = 3/8" x 11 Teeth - Pro Nose
PJ = .325" 12 Teeth - Pro Nose
VQ = .404" x 11 Teeth - Pro Nose

POWER TECH BARS

SG = 3/8" x 10 Teeth Nose
SH = .325" x 11 Teeth Nose

POWER TECH ARBOR PRO

SF = .325" x 10 Teeth Nose
SR = 3/8" x 9 Teeth Nose

LAMINATED BARS

CR = 3/8" LP x 9 Teeth Non Replacement Nose
POWER TECH MINI
SW = 3/8" LP x 7 Teeth Nose





CHAINSAW APPLICATION GUIDE



CALLER LENGTH IN CM	GROOVE GAUGE	DRIVE LINK	PRO HARD TOP	PRO SPROCKET PRO TOP	TITANIUM CN40 POR TOP	POWERTECH	POWERTECH ARBOR	POWER TECH MINI 7 TOOTH	MINICUT LAMINATED

GUIDEBARS

CASTOR continued

.325" Pitch

C40, CP41, CP45

12	30	.050	55				UHL12-50SH	UHL12-50SF		
14	35	.050	60				UHL14-50SH	UHL14-50SF		
16	40	.050	66				UHL16-50SH			
18	45	.050	72				UHL18-50SH			

3/8" Pitch

CP600, CP650

16	40	.058	59		UHL16-58PA		UHL16-58SG			
18	45	.058	64		UHL18-58PA		UHL18-58SG			
18	45	.058	68		UHLX18-58PA		UHLX18-58SG			
20	50	.058	72		UHLX20-58PA		UHLX20-58SG			

3/8" Pitch

CP700, CP800, CP750

18	45	.058	68	HV18-58	HV18-58PA		HV18-58SG			
20	50	.058	72	HV20-58	HV20-58PA	HVT20-58PA	HV20-58SG			
22	55	.063	75	HV22-63	HV22-63PA	HVT22-63PA				
24	60	.063	84	HV24-63	HV24-63PA	HVT24-63PA				

.404" Pitch

CP700, CP800, CP750

24	60	.063	76	HV24-63	HV24-63VQ	HVT24-63VQ				
----	----	------	----	---------	-----------	------------	--	--	--	--

DOLMAR

3/8" LP Pitch

100, 101, 102, 103, 104, 105, 106, 108, 275, 285, 295, P533, ES140, ES160, ES1600, ES31, ES36, PS33, ES152, ES162, ES172 PS34, PS341, PS340, PS400, PS401, PS410, PS411, 90VP, 95VP, 3000, 3300, PS330, PS341, PS342, PS344

12	30	.050	45	PO12-50				PO12-50SR	PO12-50SW	PO12-50CR
14	35	.050	52	PO14-50				PO14-50SR	PO14-50SW	PO14-50CR
16	40	.050	56	PO16-50				PO16-50SR	PO16-50SW	PO16-50CR

PRO SPROCKET BARS PA = 3/8" x 11 Teeth - Pro Nose PJ = .325" 12 Teeth - Pro Nose VQ = .404" x 11 Teeth - Pro Nose	POWER TECH BARS SG = 3/8" x 10 Teeth Nose SH = .325" x 11 Teeth Nose	POWER TECH ARBOR PRO SF = .325" x 10 Teeth Nose SR = 3/8" x 9 Teeth Nose	LAMINATED BARS CR = 3/8" LP x 9 Teeth Non Replacement Nose POWER TECH MINI SW = 3/8" LP x 7 Teeth Nose
---	---	---	---

Sprocket
Nose
Code



CHAINSAW APPLICATION GUIDE



GUIDEBARS



CALLLED LENGTH IN CM	GROOVE GAUGE	DRIVE LINK	PRO HARD TOP	PRO SPROCKET PRO TOP	TITANIUM CN40 POR TOP	POWERTECH	POWERTECH ARBOR	POWER TECH MINI 7 TOOTH	MINICUT LAMINATED
---------------------------	--------------	------------	--------------	----------------------	-----------------------	-----------	-----------------	-------------------------	-------------------

DOLMAR continued

3/8" LP Pitch .043" GAUGE

PS410, PS411, PS34, ES31, ES36, ES40

12	30	.043	46					PO12-43SR	PO12-43SW
14	35	.043	52					PO14-43SR	PO14-43SW
16	40	.043	56					PO16-43SR	PO16-43SW

.325" Pitch

UNIVERSAL BAR FOR 105, 108, 109, 110, 111, 112, 113, 114, 115, 116, PS43, PS52

13	33	.058	56	UHL13-58			UHL13-58SH	UHL13-58SF	
14	35	.058	60	UHL14-58	UHL14-58PJ		UHL14-58SH	UHL14-58SF	
15	38	.058	64	UHL15-58	UHL15-58PJ		UHL15-58SH	UHL15-58SF	

3/8" Pitch

109, 110, 111, 112, 113, 114, 115, 116, 117, 118, 119, 120, 123, 219, PS600, 6000, 6400, 6800

15	38	.058	57	DS15-58	DS15-58PA		DS15-58SG		
18	45	.058	64	DS18-58	DS18-58PA		DS18-58SG		
21	53	.058	72	DS21-58	DS21-58PA		DS21-58SG		
24	60	.058	80	DS24-58	DS24-58PA		DS24-58SG		

3/8" Pitch UNIVERSAL MOUNT

109,110,111,112,113,114,115,116,117,118,119,120,219,6000,6800,PS600

16	40	.058	59	UHL16-58	UHL16-58PA		UHL16-58SG		
16	43	.058	60	UHLX16-58	UHLX16-58PA				
18	45	.058	64	UHL18-58	UHL18-58PA		UHL18-58SG		
20	50	.058	70	UHL20-58	UHL20-58PA		UHL20-58SG		
20	50	.058	72	UHLX20-58			UHLX20-58SG		

3/8" Pitch

122, 123, 133, 143, 144, 152, 153, 166, CA

17	43	.058	64	DOL17-58	DOL17-58PA		DOL17-58SG		
20	50	.058	72	DOL20-58	DOL20-58PA				
24	60	.058	80	DOL24-58	DOL24-58PA				
29	72	.058	96	DOL29-58					

**Sprocket
Nose
Code**

PRO SPROCKET BARS

PA = 3/8" x 11 Teeth - Pro Nose
PJ = .325" x 12 Teeth - Pro Nose
VQ = .404" x 11 Teeth - Pro Nose

POWER TECH BARS

SG = 3/8" x 10 Teeth Nose
SH = .325" x 11 Teeth Nose

POWER TECH ARBOR PRO

SF = .325" x 10 Teeth Nose
SR = 3/8" x 9 Teeth Nose

LAMINATED BARS

CR = 3/8" LP x 9 Teeth Non Replacement Nose
POWER TECH MINI
SW = 3/8"LP x 7 Teeth Nose





CHAINSAW APPLICATION GUIDE



CALLER LENGTH IN CM	GROOVE GAUGE	DRIVE LINK	PRO HARD TOP	PRO SPROCKET PRO TOP	TITANIUM CN40 POR TOP	POWERTECH	POWERTECH ARBOR	POWER TECH MINI 7 TOOTH	MINICUT LAMINATED

GUIDEBARS

DOLMAR continued

3/8" Pitch

CA, CC, CT, CX, DD, KMS4, PD, WIDE MOUNT, 9000, 9010

17	43	.063	67	DO17-63	DO17-63PA				
21	53	.063	76	DO21-63					
25	63	.063	86	DO25-63					
30	75	.063	101	DO30-63	DO30-63PA				
33	83	.063	110	DO33-63					

.404" Pitch

CA, CC, CT, CX, DD, KMS4, PD, WIDE MOUNT, 9000, 9010

17	43	.063	61	DO17-63					
21	53	.063	70	DO21-63					
25	63	.063	78	DO25-63					
30	75	.063	92	DO30-63					
33	83	.063	100	DO33-63					
37	94	.063	109	DO37-63					
44	110	.063	126	DO44-63					

3/8" Pitch

6400, 7300, 7900

16	40	.058	60	HV16-58	HV16-58PA	HVT16-58PA	HV16-58SG		
18	45	.058	68	HV18-58	HV18-58PA	HVT18-58PA	HV18-58SG		
20	50	.058	72	HV20-58	HV20-58PA	HVT20-58PA	HV20-58SG		
24	60	.058	84	HV24-58	HV24-58PA	HVT24-58PA			
26	65	.058		HV26-58	HV26-58PA	HVT26-58PA			
28	70	.058	92	HV28-58	HV28-58PA	HVT28-58PA			
30	75	.058		HV30-58	HV30-58PA	HVT30-58PA			

DRUSZBA

.404" Pitch

ALL MODELS

20	50	.063	64	DR20-63	DR20-63VQ				
----	----	------	----	---------	-----------	--	--	--	--

PRO SPROCKET BARS PA = 3/8" x 11 Teeth - Pro Nose PJ = .325" x 12 Teeth - Pro Nose VQ = .404" x 11 Teeth - Pro Nose	POWER TECH BARS SG = 3/8" x 10 Teeth Nose SH = .325" x 11 Teeth Nose	POWER TECH ARBOR PRO SF = .325" x 10 Teeth Nose SR = 3/8" x 9 Teeth Nose	LAMINATED BARS CR = 3/8" LP x 9 Teeth Non Replacement Nose POWER TECH MINI SW = 3/8" LP x 7 Teeth Nose
---	---	---	---

Sprocket
Nose
Code



CHAINSAW APPLICATION GUIDE



GUIDEBARS



CALLLED LENGTH IN CM	GROOVE GAUGE	DRIVE LINK	PRO HARD TOP	PRO SPROCKET PRO TOP	TITANIUM CN40 POR TOP	POWERTECH	POWERTECH ARBOR	POWER TECH MINI 7 TOOTH	MINICUT LAMINATED
---------------------------	--------------	------------	--------------	----------------------	-----------------------	-----------	-----------------	-------------------------	-------------------

ECHO

3/8" LP Pitch

E155, 280, 285, 290, 300, 301, 302, 304, 315, 320, 328, 330, 340, 351, 360, 2000, 2600, 2800, 2900, 3000, 3050, 3400, 3450, 3500

10	25	.050	40					EC10-50SR	EC10-50SW	EC10-50CR
12	30	.050	48	EC12-50				EC12-50SR		
12	30	.050	45	PO12-50				PO12-50SR	PO12-50SW	PO12-50CR
14	35	.050	53	EC14-50				EC14-50SR		EC14-50CR
14	35	.050	52	PO14-50				PO14-50SR	PO14-50SW	PO14-50CR
16	40	.050	58	EC16-50				EC16-50SR		EC16-50CR
16	40	.050	56	PO16-50				PO16-50SR	PO16-50SW	PO16-50CR

3/8" LP Pitch .043" GAUGE

E155, 280, 285, 290, 300, 301, 302, 304, 315, 320, 328, 330, 340, 351, 360, 2000, 2800, 2900, 3000, 3050, 3400, 3450, 3500

12	30	.043	45						PO12-43SW	
14	35	.043	52						PO14-43SW	
16	40	.043	56						PO16-43SW	

.325" Pitch

E155, 280, 285, 290, 300, 301, 302, 304, 315, 320, 328, 330, 340, 351, 360, 2000, 2600, 2800, 2900, 3000, 3050, 3400, 3450, 3500

13	33	.058	56					PO13-58SH	PO13-58SF	
15	38	.058	64					PO15-58SH	PO15-58SF	
16	40	.050	66	EC16-50						

3/8" LP Pitch

CS400, 440, 3600, 3700, 3900, 4000, 4010, 4100, 4200, 4400, 4500, 4510, 4600, 4601, 5000, 5100

14	35	.050						ET14-50SR		
16	40	.050	60	ET16-50				ET16-50SR		

.325" Pitch Also available in .058" gauge

CS400, 440, 3600, 3700, 3900, 4000, 4010, 4100, 4200, 4400, 4500, 4510, 4600, 4601, 5000, 5100, 510

14	35	.050	60					ET14-50SH	ET14-50SF	
16	40	.050	66	ET16-50				ET16-50SH	ET16-50SF	
18	45	.050	72					ET18-50SH		
20	60	.050	80					ET20-50SH		

3/8" Pitch

CS400, 440, 3600, 3700, 3900, 4000, 4010, 4100, 4200, 4400, 4500, 4510, 4600, 4601, 5000, 5100, 510

16	40	.058	60	ET16-58				ET16-58SG		
----	----	------	----	---------	--	--	--	-----------	--	--

**Sprocket
Nose
Code**

PRO SPROCKET BARS

PA = 3/8" x 11 Teeth - Pro Nose
PJ = .325" 12 Teeth - Pro Nose
VQ = .404" x 11 Teeth - Pro Nose

POWER TECH BARS

SG = 3/8" x 10 Teeth Nose
SH = .325" x 11 Teeth Nose

POWER TECH ARBOR PRO

SF = .325" x 10 Teeth Nose
SR = 3/8" x 9 Teeth Nose

LAMINATED BARS

CR = 3/8" LP x 9 Teeth Non Replacement Nose
POWER TECH MINI
SW = 3/8"LP x 7 Teeth Nose





CHAINSAW APPLICATION GUIDE



CALLER LENGTH IN CM	GROOVE GAUGE	DRIVE LINK	PRO HARD TOP	PRO SPROCKET PRO TOP	TITANIUM CN40 POR TOP	POWERTECH	POWERTECH ARBOR	POWER TECH MINI 7 TOOTH	MINICUT LAMINATED

GUIDEBARS

ECHO continued

3/8" Pitch

60, CS451, 452, 500, 510, 550, 600, 601, 602, 610, 650, 660, 670, 701, 702, 750, 801, 802, 5000, 5500, 5501, 6700, 6701, 6702, 8000, 8001

16	40	.050	59	E16-50	E16-50PA				
16	40	.050	60	EX16-50	EX16-50PA		EX16-50SG		
18	45	.050	64	E18-50	E18-50PA				
18	45	.050	66	EX18-50	EX18-50PA		EX18-50SG		
20	50	.050	69/70	E20-50	E20-50PA				
20	50	.050	72	EX20-50	EX20-50PA		EX20-50SG		
22	55	.050	78	EX22-50					
24	60	.050	81	E24-50	E24-50PA				
24	60	.050	84	EX24-50	EX24-50PA				

.404" Pitch

CS900, CS1001

21	54	.063	71	EK21-63					
25	63	.063	84	EK25-63					
30	75	.063	92	EX30-63					
32	80	.063	94	EK32-63					

.404" Pitch

CS1100, CS1200 - SPACERS NEEDED

21	53	.063	72		SL21-63VQ	SLT21-63VQ			
25	63	.063	84	SLD25-63	SLD25-63VQ	SLDT25-63VQ			
30	75	.063	92	SLD30-63	SLD30-63VQ	SLDT30-63VQ			
36	90	.063	105	SLD36-63	SLD36-63VQ	SLDT36-63VQ			
42	105	.063	124	SLD42-63	SLD42-63VQ	SLDT42-63VQ			

EFCO

3/8" LP Pitch

114E, 116E, 132, 134, 135, 138, 141, 132, 117E, 136, 140, 155E, 119E

12	30	.050	45	SW12-50			SW12-50SR	SW12-50SW	SW12-50CR
14	35	.050	50	SW14-50			SW14-50SR	SW14-50SW	SW14-50CR
16	40	.050	55	SW16-50			SW14-50SR	SW16-50SW	SW16-50CR

PRO SPROCKET BARS PA = 3/8" x 11 Teeth - Pro Nose PJ = .325" 12 Teeth - Pro Nose VQ = .404" x 11 Teeth - Pro Nose	POWER TECH BARS SG = 3/8" x 10 Teeth Nose SH = .325" x 11 Teeth Nose	POWER TECH ARBOR PRO SF = .325" x 10 Teeth Nose SR = 3/8" x 9 Teeth Nose	LAMINATED BARS CR = 3/8" LP x 9 Teeth Non Replacement Nose POWER TECH MINI SW = 3/8" LP x 7 Teeth Nose
---	---	---	---

Sprocket
Nose
Code



CHAINSAW APPLICATION GUIDE



GUIDEBARS



CALLLED LENGTH IN CM	GROOVE GAUGE	DRIVE LINK	PRO HARD TOP	PRO SPROCKET PRO TOP	TITANIUM CN40 POR TOP	POWERTECH	POWERTECH ARBOR	POWER TECH MINI 7 TOOTH	MINICUT LAMINATED
---------------------------	--------------	------------	--------------	----------------------	-----------------------	-----------	-----------------	-------------------------	-------------------

EFCO continued

.325" Pitch

142, 146, 147, 151, 152, 156, 162

13	33	.058	56	UHL13-58	UHL13-58PJ		UHL13-58SH	UHL13-58SF	
14	35	.058	60	UHL14-58	UHL14-58PJ		UHL14-58SH	UHL14-58SF	
15	38	.058	64	UHL15-58	UHL15-58PJ		UHL15-58SH	UHL15-58SF	
16	40	.058	66	UHL16-58	UHL16-58PJ		UHL16-58SH		
16	40	.058	68	UHLX16-58	UHLX16-58PJ		UHLX16-58SH		
18	45	.058	72	UHL18-58	UHL18-58PJ		UHL18-58SH		
20	50	.058	78	UHL20-58	UHL20-58PJ		UHL20-58SH		

3/8" Pitch

170, 180, 171, 181 - NEED SPECIAL SLOTS IN OIL HOLES

16	40	.058	60	JO16-58	JO16-58PA		JO16-58SG		
18	45	.058	68	JO18-58	JO18-58PA		JO18-58SG		
20	50	.058	70	JOX20-58	JOX20-58PA				
20	50	.058	72	JO20-58	JO20-58PA		JO20-58SG		
22	55	.058	76	JO22-58	JO22-58PA				
24	60	.058	81	JOX24-58					
24	60	.058	84	JO24-58	JO24-58PA				

3/8" Pitch

199

21	53	.063	77	SL21-63	SL21-63PA				
25	63	.063	90	SLD25-63	SLD25-63PA				
30	75	.063	100	SLD30-63	SLD30-63PA				
33	83	.063	107	SLD33-63	SLD33-63PA				

.404" Pitch

199

21	53	.063	72	SL21-63		SLT21-63VQ			
25	63	.063	84	SLD25-63		SLDT25-63VQ			
30	75	.063	92	SLD30-63		SLDT30-63VQ			
33	83	.063	100	SLD33-63		SLDT33-63VQ			
36	90	.063	104	SLD36-63		SLDT36-63VQ			
42	105	.063	123	SLD42-63		SLDT42-63VQ			

Sprocket Nose Code

PRO SPROCKET BARS

PA = 3/8" x 11 Teeth - Pro Nose
PJ = .325" 12 Teeth - Pro Nose
VQ = .404" x 11 Teeth - Pro Nose

POWER TECH BARS

SG = 3/8" x 10 Teeth Nose
SH = .325" x 11 Teeth Nose

POWER TECH ARBOR PRO

SF = .325" x 10 Teeth Nose
SR = 3/8" x 9 Teeth Nose

LAMINATED BARS

CR = 3/8" LP x 9 Teeth Non Replacement Nose
POWER TECH MINI
SW = 3/8" LP x 7 Teeth Nose





CHAINSAW APPLICATION GUIDE



GUIDEBARS

CALLER LENGTH IN CM	GROOVE GAUGE	DRIVE LINK	PRO HARD TOP	PRO SPROCKET PRO TOP	TITANIUM CN40 POR TOP	POWERTECH	POWERTECH ARBOR	POWER TECH MINI 7 TOOTH	MINICUT LAMINATED

EFCO continued

3/8" LP Pitch

131

12	30	.050	45					PO12-50SR	PO12-50SW	PO12-50CR
14	35	.050	52					PO14-50SR	PO14-50SW	PO14-50CR
16	40	.050	57					PO16-50SR	PO16-50SW	PO16-50CR

3/8 LP Pitch

134, 135, 114E, 116E, 117E, 136, 140, 140S

12	30	.050	44					OL12-50SR	OL12-50SW	
14	35	.050	49					OL14-50SR	OL14-50SW	
16	40	.050	56					OL16-50SR	OL16-50SW	

3/8" LP Pitch .043" GAUGE

115

12	30	.043	45						OL12-43SW	
----	----	------	----	--	--	--	--	--	-----------	--

.325" Pitch

138, 141

13	33	.050	56					UHL13-50SH	UHL13-50SF	
15	38	.050	64					UHL15-50SH	UHL15-50SF	
16	40	.050	66					UHL16-50SH		
18	45	.050	72					UHL18-50SH		

.325" Pitch

140S

13	33	.050	56					PO13-50SF		
16	40	.050	66					PO16-50SF		

EINHELL

3/8" LP Pitch

EKS25, EKS35

12	30	.050	47	SOA12-50				SOA12-50SR	SOA12-50SW	
14	35	.050	54	SOA14-50				SOA14-50SR	SOA14-50SW	
16	40	.050	58	SOA16-50				SOA16-50SR	SOA16-50SW	

PRO SPROCKET BARS PA = 3/8" x 11 Teeth - Pro Nose PJ = .325" 12 Teeth - Pro Nose VQ = .404" x 11 Teeth - Pro Nose	POWER TECH BARS SG = 3/8" x 10 Teeth Nose SH = .325" x 11 Teeth Nose	POWER TECH ARBOR PRO SF = .325" x 10 Teeth Nose SR = 3/8" x 9 Teeth Nose	LAMINATED BARS CR = 3/8" LP x 9 Teeth Non Replacement Nose POWER TECH MINI SW = 3/8" LP x 7 Teeth Nose
---	---	---	---

Sprocket
Nose
Code



CHAINSAW APPLICATION GUIDE



GUIDEBARS



CALLLED LENGTH IN CM	GROOVE GAUGE	DRIVE LINK	PRO HARD TOP	PRO SPROCKET PRO TOP	TITANIUM CN40 POR TOP	POWERTECH	POWERTECH ARBOR	POWER TECH MINI 7 TOOTH	MINICUT LAMINATED
---------------------------	--------------	------------	--------------	----------------------	-----------------------	-----------	-----------------	-------------------------	-------------------

EINHELL continued

3/8" LP Pitch

40A, 41, MKS30, MKS40AV

12	30	.050	45	F12-50				F12-50SR	
14	35	.050	52	F14-50				F14-50SR	
16	40	.050	56	F16-50				F16-50SR	

3/8" LP Pitch

PES30, PES34, PES34, PES35, PES40, PKS35, PKS40, KES1640, KES1435, PES1640, PES1540, KSE1435/1635/1640/2000/ PKS 1635/1840

12	30	.050	45					PO12-50SR	PO12-50SW	PO12-50CR
14	35	.050	52					PO14-50SR	PO14-50SW	PO14-50CR
16	40	.050	57					PO16-50SR	PO16-50SW	PO16-50CR

.325" Pitch

PKS45/1AV, PKS50/1AV

13	33	.058	56		UHL13-58PJ		UHL13-58SH	UHL13-58SF		
14	35	.058	60		UHL14-58PJ		UHL14-58SH	UHL14-58SF		
15	38	.058	64		UHL15-58PJ		UHL15-58SH	UHL15-58SF		
16	40	.058	66		UHL16-58PJ		UHL16-58SH			
16	40	.058	68		UHLX16-58PJ		UHLX16-58SH			
18	45	.058	72		UHL18-58PJ		UHL18-58SH			
20	50	.058	78		UHL20-58PJ		UHL20-58SH			

FOLUX

3/8" LP Pitch

E140, F130, F140, F2, F3, F30, F35, F4, F41

12	30	.050	44						OL12-50SW	
14	35	.050	49						OL14-50SW	
16	40	.050	56						OL16-50SW	

Sprocket Nose Code

PRO SPROCKET BARS

PA = 3/8" x 11 Teeth - Pro Nose
 PJ = .325" 12 Teeth - Pro Nose
 VQ = .404" x 11 Teeth - Pro Nose

POWER TECH BARS

SG = 3/8" x 10 Teeth Nose
 SH = .325" x 11 Teeth Nose

POWER TECH ARBOR PRO

SF = .325" x 10 Teeth Nose
 SR = 3/8" x 9 Teeth Nose

LAMINATED BARS

CR = 3/8" LP x 9 Teeth Non Replacement Nose
POWER TECH MINI
 SW = 3/8"LP x 7 Teeth Nose





CHAINSAW APPLICATION GUIDE



CALLLED LENGTH IN CM	GROOVE GAUGE	DRIVE LINK	PRO HARD TOP	PRO SPROCKET PRO TOP	TITANIUM CN40 POR TOP	POWERTECH	POWERTECH ARBOR	POWER TECH MINI 7 TOOTH	MINICUT LAMINATED

GUIDEBARS

FOLUX continued

.325" Pitch

F150, F155, F40, F42, F46, F51

13	33	.058	56		UHL13-58PJ		UHL13-58SH	UHL13-58SF		
14	35	.058	60		UHL14-58PJ		UHL14-58SH	UHL14-58SF		
15	38	.058	64		UHL15-58PJ		UHL15-58SH	UHL15-58SF		
16	40	.058	66		UHL16-58PJ		UHL16-58SH			
16	40	.058	68		UHLX16-58PJ		UHLX16-58SH			
18	45	.058	72		UHL18-58PJ		UHL18-58SH			
20	50	.058	78		UHL20-58PJ		UHL20-58SH			

3/8" Pitch

CAMP160, F160, F165, F170, F180, F5, F55, F6, F7, F8

16	40	.058	60	JO16-58	JO16-58PA					
18	45	.058	68	JO18-58	JO18-58PA					
20	50	.058	72	JO20-58	JO20-58PA					
23	58	.058	80	JO23-58	JO23-58PA					
25	63	.058	88	JO25-58	JO25-58PA					

.404" Pitch

CAMP160, F160, F165, F160, F180, F5, F55, F6, F7, F8

16	40	.058	55	JO16-58	JO16-58VQ					
18	45	.058	62	JO18-58	JO18-58VQ					
20	50	.058	66	JO20-58	JO20-58VQ					
23	58	.058	73	JO23-58	JO23-58VQ					

FRONTIER

3/8" LP Pitch

F35, MARK 1, MARK 1, VIP

12	30	.050	45	F12-50						
14	35	.050	50	F14-50				F14-50SR		
16	40	.050	56	F16-50				F16-50SR		

PRO SPROCKET BARS PA = 3/8" x 11 Teeth - Pro Nose PJ = .325" 12 Teeth - Pro Nose VQ = .404" x 11 Teeth - Pro Nose	POWER TECH BARS SG = 3/8" x 10 Teeth Nose SH = .325" x 11 Teeth Nose	POWER TECH ARBOR PRO SF = .325" x 10 Teeth Nose SR = 3/8" x 9 Teeth Nose	LAMINATED BARS CR = 3/8" LP x 9 Teeth Non Replacement Nose POWER TECH MINI SW = 3/8" LP x 7 Teeth Nose
---	---	---	---

Sprocket
Nose
Code



CHAINSAW APPLICATION GUIDE



GUIDEBARS



CALLER LENGTH IN CM	GROOVE GAUGE	DRIVE LINK	PRO HARD TOP	PRO SPROCKET PRO TOP	TITANIUM CN40 POR TOP	POWERTECH	POWERTECH ARBOR	POWER TECH MINI 7 TOOTH	MINICUT LAMINATED
--------------------------	--------------	------------	--------------	----------------------	-----------------------	-----------	-----------------	-------------------------	-------------------

GREEN MACHINE

3/8" LP Pitch

33, 38, 7100, 7200, 7400

12	30	.050	45	PO12-50				PO12-50SR	PO12-50W	PO12-50CR
14	35	.050	52	PO14-50				PO14-50SR	PO14-50SW	PO14-50CR
16	40	.050	57	PO16-50				PO16-50SR	PO16-50SW	PO16-50CR

3/8" Pitch

7600, 7700

16	40	.050	60	EX16-50	EX16-50PA		EX16-50SG			
18	45	.050	66	EX18-50	EX18-50PA		EX18-50SG			
20	50	.050	72	EX20-50	EX20-50PA		EX20-50SG			
24	60	.050	84	EX24-50	EX24-50PA					

HITACHI

3/8" LP Pitch .043" GAUGE

CS280A, CS350A

12	30	.043	45						PO12-43SW	
14	35	.043	52						PO14-43SW	
16	40	.043	57						PO16-43SW	

HOMELITE

.325" Pitch

180, SUPER 2, VI SUPER 2, 20, 200, 205, 240, 245, EL12, EL16, LX30, SL, XL, XLT, XL2, XL10, XEL14, BANDIT, SABRE 31, 33, 35

10	25	.050	43	HX10-50						
12	30	.050	54	HX12-50						
14	35	.050	60	HX14-50				HX14-50SF		
16	40	.050	66	HX16-50				HX16-50SF		

3/8" LP Pitch

180, SUPER 2, VI SUPER 2, 20, 200, 205, 240, 245, EL12, EL16, LX30, SL, XL, XLT, XL2, XL10, XEL14, BANDIT, SABRE 31, 33, 35

12	30	.050	48	HX12-50				HX12-50SR		HX12-50CR
14	35	.050	53	HX14-50				HX14-50SR		HX14-50CR
16	40	.050	59	HX16-50				HX16-50SR		HX16-50CR
18	45	.050	64	HX18-50				HX18-50SR		

Sprocket Nose Code

PRO SPROCKET BARS

PA = 3/8" x 11 Teeth - Pro Nose
 PJ = .325" 12 Teeth - Pro Nose
 VQ = .404" x 11 Teeth - Pro Nose

POWER TECH BARS

SG = 3/8" x 10 Teeth Nose
 SH = .325" x 11 Teeth Nose

POWER TECH ARBOR PRO

SF = .325" x 10 Teeth Nose
 SR = 3/8" x 9 Teeth Nose

LAMINATED BARS

CR = 3/8" LP x 9 Teeth Non Replacement Nose
POWER TECH MINI
 SW = 3/8"LP x 7 Teeth Nose





CHAINSAW APPLICATION GUIDE



GUIDEBARS

CALLER LENGTH IN CM	GROOVE GAUGE	DRIVE LINK	PRO HARD TOP	PRO SPROCKET PRO TOP	TITANIUM CN40 POR TOP	POWERTECH	POWERTECH ARBOR	POWER TECH MINI 7 TOOTH	MINICUT LAMINATED

HOMELITE continued

3/8" LP Pitch

23, 130, 150, 250, 252, 290, 300, 340, XL76, CS40, CS50, VI-123, VI-125, XL MINI, XL 100 SERIES, EZ AUTO, SUPER EZ

13	33	.050	50					UHL13-50SR		
14	35	.050	53	UHL14-50				UHL14-50SR		
15	38	.050	57	UHL15-50				UHL15-50SR		

.325" Pitch

23, 130, 150, 250, 252, 290, 300, 340, XL76, CS40, CS50, VI-123, VI-125, XL MINI, XL 100 SERIES, EZ AUTO, SUPER EZ

13	33	.050	57					UHL13-50SH	UHL13-50SF	
14	35	.050	61	UHL14-50				UHL14-50SH	UHL14-50SF	
15	38	.050	65	UHL15-50	UHL15-50PJ			UHL15-50SH	UHL15-50SF	
16	40	.050	67	UHL16-50	UHL16-50PJ			UHL16-50SH		
18	45	.050	73	UHL18-50	UHL18-50PJ			UHL18-50SH		
20	50	.050	79	UHL20-50	UHL20-50PJ					

3/8" Pitch

130, 150, 250, 252, 290, 300, 340, 3850B, 415, 455, XL76, CS40, CS50, VI-123, VI-125, XL MINI, SUPER XL MINI, XL 100 SERIES, EZ AUTO, SUPER EZ

15	38	.050	56	UHL15-50	UHL15-50PA					
16	40	.050	60	UHLX16-50	UHLX16-50PA		UHLX16-50SG			
18	45	.050	64	UHL18-50	UHL18-50PA					
20	50	.050	70	UHL20-50	UHL20-50PA					
20	50	.050	72	UHLX20-50	UHLX20-50PA					

3/8" LP Pitch

20, 23, 20AV, 23AV, 3300, 3350, 3800, 3850, 25, Ranger, 3014

12	30	.050	45	PO12-50				PO12-50SR	PO12-50SW	PO12-50CR
14	35	.050	52	PO14-50				PO14-50SR	PO14-50SW	PO14-50CR
16	40	.050	56	PO16-50				PO16-50SR	PO16-50SW	PO16-50CR
18	45	.050	62	POC18-50				POC18-50SR		

.325" Pitch

25, 27, 27AV, 4100, 4150, 4500, 4550, Timberman

16	40	.050	66	PO16-50	PO16-50PJ		PO16-50SH	PO16-50SF		
18	45	.050	72				POH18-50SH	POH18-50SF		
20	50	.050	78				POH20-50SH			

PRO SPROCKET BARS PA = 3/8" x 11 Teeth - Pro Nose PJ = .325" 12 Teeth - Pro Nose VQ = .404" x 11 Teeth - Pro Nose	POWER TECH BARS SG = 3/8" x 10 Teeth Nose SH = .325" x 11 Teeth Nose	POWER TECH ARBOR PRO SF = .325" x 10 Teeth Nose SR = 3/8" x 9 Teeth Nose	LAMINATED BARS CR = 3/8" LP x 9 Teeth Non Replacement Nose POWER TECH MINI SW = 3/8" LP x 7 Teeth Nose
---	---	---	---

**Sprocket
Nose
Code**



CHAINSAW APPLICATION GUIDE



GUIDEBARS



CALLLED LENGTH IN CM	GROOVE GAUGE	DRIVE LINK	PRO HARD TOP	PRO SPROCKET PRO TOP	TITANIUM CN40 POR TOP	POWERTECH	POWERTECH ARBOR	POWER TECH MINI 7 TOOTH	MINICUT LAMINATED
---------------------------	--------------	------------	--------------	----------------------	-----------------------	-----------	-----------------	-------------------------	-------------------

HOMELITE continued

3/8" Pitch

330, 350, 360, 400, 410, 410SL, 450, 460, 540, 550, 650, 700, 750, 800, 850, 900, 922, 923, 925, 955, XL12, XL125, XL-AO, XL400, SUPER XL AUTO, 8800, SXL

12	30	.050	47	HN12-50	HN12-50PA				
16	40	.050	59	HN16-50	HN16-50PA		HN16-50SG		
18	45	.050	64	HN18-50	HN18-50PA				
20	50	.050	70	HN20-50	HN20-50PA		HN20-50SG		
24	60	.050	81	HN24-50	HN24-50PA				
30	75	.050	98	HN30-50	HN30-50PA				

.404" Pitch

330, 350, 360, 400, 410, 410SL, 450, 460, 540, 550, 650, 700, 750, 800, 850, 900, 922, 923, 925, 955, XL12, XL125, XL-AO, XL400, SUPER XL AUTO, 8800, SXL

36	90	.063	105	HN36-63					
----	----	------	-----	---------	--	--	--	--	--

3/8" Pitch

C SERIES, 1000, 1020, 1050, S1050 AUTO, 2000, 2100, ZIP, WIZ, 700D, XP-SERIES GEAR DRIVES

17	43	.063	62	H17-63	H17-63PA				
21	53	.063	71	H21-63					
25	63	.063	82	H25-63					

HUSQVARNA

3/8" LP Pitch

33, 38, 40, 42, 44, 45, 50, 51, 55, 133, 136, 140, 141, 154, 234, 238, 240, 242, 246, 254, 257, 262, 340, 345, 346XP, 350, 351, 444, EL16, EL 1200, EL1400, EL1500, EL1600, 335XPT, 36, 41, 333, 334, 315E, 316E, 318E,

12	30	.050	45					UHLX12-50SR	UHL12-50SW
14	33	.050	54	UHL14-50				UHL14-50SR	UHL14-50SW
15	38	.050	56	UHL15-50				UHL15-50SR	UHL16-50SW

Please Note: All Husqvarna bars are available in .050, .058, .063 gauge.

**Sprocket
Nose
Code**

PRO SPROCKET BARS

PA = 3/8" x 11 Teeth - Pro Nose
PJ = .325" 12 Teeth - Pro Nose
VQ = .404" x 11 Teeth - Pro Nose

POWER TECH BARS

SG = 3/8" x 10 Teeth Nose
SH = .325" x 11 Teeth Nose

POWER TECH ARBOR PRO

SF = .325" x 10 Teeth Nose
SR = 3/8" x 9 Teeth Nose

LAMINATED BARS

CR = 3/8" LP x 9 Teeth Non Replacement Nose
POWER TECH MINI
SW = 3/8"LP x 7 Teeth Nose





CHAINSAW APPLICATION GUIDE



GUIDEBARS

CALLER LENGTH IN CM	GROOVE GAUGE	DRIVE LINK	PRO HARD TOP	PRO SPROCKET PRO TOP	TITANIUM CN40 POR TOP	POWERTECH	POWERTECH ARBOR	POWER TECH MINI 7 TOOTH	MINICUT LAMINATED

HUSQVARNA continued

.325" Pitch Also available in .050" gauge

33, 38, 40, 42, 44, 45, 50, 51, 55, 133, 136, 140, 141, 154, 234, 238, 240, 242, 246, 254, 257, 262, 335, 340, 345, 346XP, 350, 351, 444, EL16, EL 1200, EL1400, EL1500, EL1600, 261, 259, 362, 357, 359

11	27	.058	52					UHL11-58SF		
13	30	.058	56					UHL13-58SF		
14	33	.058	60	UHL14-58	UHL14-58PJ		UHL14-58SH	UHL14-58SF		
15	37	.058	64	UHL15-58	UHL15-58PJ		UHL15-58SH	UHL15-58SF		
16	40	.058	66	UHL16-58	UHL16-58PJ		UHL16-58SH			
16	43	.058	68	UHLX16-58	UHLX16-58PJ		UHLX16-58SH			
18	45	.058	72	UHL18-58	UHL18-58PJ		UHL18-58SH			
20	50	.058	78	UHL20-58	UHL20-58PJ		UHL20-58SH			
20	50	.058	80	UHLX20-58	UHLX20-58PJ		UHLX20-58SH			
24	60	.058	90	UHLX24-58	UHLX24-58PA					

3/8" Pitch Also available in .050" gauge

33, 38, 40, 42, 44, 45, 50, 51, 55, 133, 136, 140, 141, 154, 234, 238, 240, 242, 246, 254, 257, 261, 262, 335, 340, 345, 346XP, 350, 351, 444, EL16, EL 1200, EL1400, EL1500, EL1600, 259, 362, 357, 359

15	37	.058	56	UHL15-58	UHL15-58PA					
16	40	.058	60	UHLX16-58	UHLX16-58PA		UHLX16-58SG			
18	45	.058	64	UHL18-58	UHL18-58PA		UHL18-58SG			
18	45	.058	68	UHLX18-58	UHLX18-58PA		UHLX18-58SG			
20	50	.058	70	UHL20-58	UHL20-58PA		UHL20-58SG			
20	50	.058	72	UHLX20-58	UHLX20-58PA					

3/8" LP Pitch

34, 35, 37

12	30	.050	45	F12-50						
14	35	.050	50	F14-50				F14-50SR		
16	40	.050	56	F16-50				F16-50SR		

3/8" LP Pitch

23, 36, 41, 136, 141, 243

12	30	.050	45	PO12-50				PO12-50SR	PO12-50SW	PO12-50CR
14	35	.050	52	PO14-50				PO14-50SR	PO14-50SW	PO14-50CR
16	40	.050	57	PO16-50				PO16-50SR	PO16-50SW	PO16-50CR

Please Note: All Husqvarna bars are available in .050, .058, .063 gauge.

PRO SPROCKET BARS PA = 3/8" x 11 Teeth - Pro Nose PJ = .325" 12 Teeth - Pro Nose VQ = .404" x 11 Teeth - Pro Nose	POWER TECH BARS SG = 3/8" x 10 Teeth Nose SH = .325" x 11 Teeth Nose	POWER TECH ARBOR PRO SF = .325" x 10 Teeth Nose SR = 3/8" x 9 Teeth Nose	LAMINATED BARS CR = 3/8" LP x 9 Teeth Non Replacement Nose POWER TECH MINI SW = 3/8" LP x 7 Teeth Nose
---	---	---	---

**Sprocket
Nose
Code**



CHAINSAW APPLICATION GUIDE



GUIDEBARS



CALLER LENGTH IN CM	GROOVE GAUGE	DRIVE LINK	PRO HARD TOP	PRO SPROCKET PRO TOP	TITANIUM CN40 POR TOP	POWERTECH	POWERTECH ARBOR	POWER TECH MINI 7 TOOTH	MINICUT LAMINATED
--------------------------	--------------	------------	--------------	----------------------	-----------------------	-----------	-----------------	-------------------------	-------------------

HUSOVARNA continued

3/8" LP Pitch .043" GAUGE

23, 36, 41, 136, 141, 243

12	30	.043	45						PO12-43SW
14	35	.043	52						PO14-43SW
16	40	.043	57						PO16-43SW

3/8" Pitch Also available in .063" & .050"

61, 62, 65, 66, 70, 77, 160, 162, 163, 180, 181, 185, 260, 263, 266, 268, 272, 280, 281, 285, 288XP, 298, 362XP, 365, 371, 372XP, 380, 394, 395XP, 480, 1100, 2100, 2101, 3120XP, 372XP, 385XP

13	35	.058	52	HV13-58	HV13-58PA					
15	38	.058	56	HV15-58	HV15-58PA		HV15-58SG			
16	40	.058	60	HV16-58	HV16-58PA		HV16-58SG			
17	43	.058	64	HV17-58	HV17-58PA					
18	45	.058	68	HV18-58	HV18-58PA	HVT18-58PA				
20	50	.058	72	HV20-58	HV20-58PA	HVT20-58PA				
22	55	.058	76	HV22-58	HV22-58PA	HVT22-58PA				
24	60	.058	84	HV24-58	HV24-58PA	HVT24-58PA				
28	70	.058	93	HV28-58	HV28-58PA	HVT28-58PA				
30	75	.058	98	HV30-58	HV30-58PA	HVT30-58PA				
36	90	.058	119	HV36-58	HV36-58PA	HVT36-58PA				
36	90	.058	115	HVX36-58	HVX36-58PA	HVXT36-58PA				

.404" Pitch

61, 62, 65, 66, 70, 77, 160, 162, 163, 180, 181, 185, 260, 261, 263, 266, 268, 272, 280, 285, 288XP, 298, 362XP, 365, 371, 372XP, 380, 394, 395XP, 480, 1100, 2100, 2101, 3120XP

24	60	.063	76	HV24-63	HV24-63VQ	HVT24-63VQ				
28	70	.063	84	HV28-63	HV28-63VQ	HVT28-63VQ				
30	75	.063	89		HV30-63VQ	HVT30-63VQ				
32	80	.063	95		HV32-63VQ	HVT32-63VQ				
34	85	.063	100	HV34-63	HV34-63VQ	HVT34-63VQ				
36	90	.063	104	HVX36-63	HVX36-63VQ	HVXT36-63VQ				
36	90	.063	108		HV36-63VQ	HVT36-63VQ				
42	105	.063	124	HV42-63	HV42-63VQ	HVT42-63VQ				

Sprocket Nose Code

PRO SPROCKET BARS

PA = 3/8" x 11 Teeth - Pro Nose
PJ = .325" x 12 Teeth - Pro Nose
VQ = .404" x 11 Teeth - Pro Nose

POWER TECH BARS

SG = 3/8" x 10 Teeth Nose
SH = .325" x 11 Teeth Nose

POWER TECH ARBOR PRO

SF = .325" x 10 Teeth Nose
SR = 3/8" x 9 Teeth Nose

LAMINATED BARS

CR = 3/8" LP x 9 Teeth Non Replacement Nose
POWER TECH MINI
SW = 3/8" LP x 7 Teeth Nose





CHAINSAW APPLICATION GUIDE



CALLER LENGTH IN CM	GROOVE GAUGE	DRIVE LINK	PRO HARD TOP	PRO SPROCKET PRO TOP	TITANIUM CN40 POR TOP	POWERTECH	POWERTECH ARBOR	POWER TECH MINI 7 TOOTH	MINICUT LAMINATED

GUIDEBARS

HUSOVARNA continued

3/8" Pitch Also available in .063" gauge

WIDE NOSE RADIUS BARS FOR ABOVE

18	45	.058	68	HW18-58					
20	50	.058	72	HW20-58					
22	55	.058	76	HW22-58					
24	60	.058	84	HW24-58					
28	70	.058	93	HW28-58					
30	75	.058	98	HW30-58					

.404" Pitch

WIDE NOSE RADIUS BARS FOR ABOVE

28	70	.063	84	HW28-63					
30	75	.063	89	HW30-63					

.325" Pitch

33, 36, 40, 41, 42, 45, 49, 50, 51, 55, EL400, E1600, EL16, 242XP, EL1200, 136, 141, 340, 345, 346XP, 246, 350, 351

13	33	.050	56					UHL13-50SF	
15	38	.050	64				UHL15-50SH	UHL15-50SF	
18	45	.050	72				UHL18-50SH	UHL18-50SF	

3/8" LP Pitch

32, 38

12	30	.050	47	SOA12-50					SOA12-50SW
16	40	.050	58	SOA16-50					SOA14-50SW

IKRA

3/8" LP Pitch

KS1400-T/30, 35, 40, KS1500-T/35, 40 KS1600-TS/40, 45 EKS1600-35/40 EKS1700/1800-40DL KS2000-TF/S-40/45 EKS1800-40KS KS1200-13/30, 35 KS1400-13/40

12	30	.050	45					PO12-50SR	PO12-50SW	PO12-50CR
14	35	.050	52					PO14-50SR	PO14-50SW	PO14-50CR
16	40	.050	57					PO16-50SR	PO16-50SW	PO16-50CR
18	45	.050	68					PO18-50SR	PO18-50SW	

PRO SPROCKET BARS PA = 3/8" x 11 Teeth - Pro Nose PJ = .325" 12 Teeth - Pro Nose VQ = .404" x 11 Teeth - Pro Nose	POWER TECH BARS SG = 3/8" x 10 Teeth Nose SH = .325" x 11 Teeth Nose	POWER TECH ARBOR PRO SF = .325" x 10 Teeth Nose SR = 3/8" x 9 Teeth Nose	LAMINATED BARS CR = 3/8" LP x 9 Teeth Non Replacement Nose POWER TECH MINI SW = 3/8" LP x 7 Teeth Nose
---	---	---	---

Sprocket Nose Code



CHAINSAW APPLICATION GUIDE



GUIDEBARS



CALLER LENGTH IN CM	GROOVE GAUGE	DRIVE LINK	PRO HARD TOP	PRO SPROCKET PRO TOP	TITANIUM CN40 POR TOP	POWERTECH	POWERTECH ARBOR	POWER TECH MINI 7 TOOTH	MINICUT LAMINATED
--------------------------	--------------	------------	--------------	----------------------	-----------------------	-----------	-----------------	-------------------------	-------------------

JOHN DEERE

3/8" LP Pitch

25, 28, 30, 35, 45, 46, 450, 200, 230, 3300, 3350, 3800, 3850, 4150, 4550

12	30	.050	45	PO12-50				PO12-50SR	PO12-50SW	PO12-50CR
14	35	.050	52	PO14-50				PO14-50SR	PO14-50SW	PO14-50CR
16	40	.050	57	PO16-50				PO16-50SR	PO16-50SW	PO16-50CR
18	50	.050	62	POX18-50				POX18-50SR	POX18-50SW	
18	50	.050	68	PO18-50				PO18-50SR	PO18-50SW	

3/8" LP Pitch

CS36, CS40

12	30	.050	48					POJ12-50SR		
14	35	.050	52					PO14-50SR		
16	40	.050	58					POJ16-50SR		
18	45	.050	64					POJ18-50SR		

.325" Pitch

CS56, CS62, CS46, CS52

16	40	.050	66		UHLJ16-50PJ		UHLJ16-50SH			
18	45	.050	72		UHLJ18-50PJ		UHLJ18-50SH			
20	50	.050	78		UHLXJ20-50PJ		UHLXJ20-50SH			

3/8" Pitch

CS62, CS52

16	40	.050	60		UHLJ16-50PA		UHLJ16-50SG			
20	50	.050	70		UHLJ20-50PA		UHLJ20-50SG			
24	60	.050	80		UHLJ24-50PA					

3/8" Pitch Also available in .063 gauge

CS71, CS81

20	50	.050	72		JOJ20-50PA					
24	60	.050	83		JOJ24-50PA					
28	70	.050	94		JOJ28-50PA					
32	80	.063	104		JOJ32-63PA					
36	90	.063	116		JOJ36-63PA					

Sprocket Nose Code

PRO SPROCKET BARS

PA = 3/8" x 11 Teeth - Pro Nose
 PJ = .325" 12 Teeth - Pro Nose
 VQ = .404" x 11 Teeth - Pro Nose

POWER TECH BARS

SG = 3/8" x 10 Teeth Nose
 SH = .325" x 11 Teeth Nose

POWER TECH ARBOR PRO

SF = .325" x 10 Teeth Nose
 SR = 3/8" x 9 Teeth Nose

LAMINATED BARS

CR = 3/8" LP x 9 Teeth Non Replacement Nose
POWER TECH MINI
 SW = 3/8"LP x 7 Teeth Nose





CHAINSAW APPLICATION GUIDE



GUIDEBARS

CALLER LENGTH IN CM	GROOVE GAUGE	DRIVE LINK	PRO HARD TOP	PRO SPROCKET PRO TOP	TITANIUM CN40 POR TOP	POWERTECH	POWERTECH ARBOR	POWER TECH MINI 7 TOOTH	MINICUT LAMINATED

JONSERED

3/8" LP Pitch

35, M36, LJ36, M361, 365, 370, 380

12	30	.050	45	F12-50					
14	35	.050	50	F14-50			F14-50SR		
16	40	.050	56	F16-50			F16-50SR		

3/8" LP Pitch

2033

12	30	.050	45	PO12-50				PO12-50SR	PO12-50SW	PO12-50CR
14	35	.050	52	PO14-50				PO14-50SR	PO14-50SW	PO14-50CR
16	40	.050	56	PO16-50				PO16-50SR	PO16-50SW	PO16-50CR

.325" Pitch

EL14, 45, 49SP, 50, 51, 52E, 370, 380, 410, 420, 425, 435, 450, 451, 452, 455, 490, 510, 520, 521, 525, 535, 590, E2012, E2014, E2015, E2016, 2035, 2036, 2041, 2044, 2045, 2050, 2051, 2054, 2055, 2145, 2149, 2150, 2163, 2159, 2141, 2059, 2063, EL1200

13	33	.058	56	UHL13-58	UHL13-58PJ		UHL13-58SH	UHL13-58SF		
14	35	.058	60	UHL14-58	UHL14-58PJ		UHL14-58SH	UHL14-58SF		
15	38	.058	64	UHL15-58	UHL15-58PJ		UHL15-58SH	UHL15-58SF		
16	40	.058	66	UHL16-58	UHL16-58PJ		UHL16-58SH			
16	40	.058	68	UHLX16-58	UHLX16-58PJ		UHLX16-58SH			
18	45	.058	72	UHL18-58	UHL18-58PJ		UHL18-58SH			
20	50	.058	78	UHL20-58	UHL20-58PJ		UHL20-58SH			

3/8" Pitch

2163, 2159, 2059, 2063

13	33	.058	50	UHL13-58	UHL13-58PA					
14	35	.058	54	UHL14-58	UHL14-58PA		UHL14-58SG			
15	38	.058	56	UHL15-58	UHL15-58PA					
16	40	.058	60	UHLX16-58	UHLX16-58PA		UHLX16-58SG			

PRO SPROCKET BARS PA = 3/8" x 11 Teeth - Pro Nose PJ = .325" 12 Teeth - Pro Nose VQ = .404" x 11 Teeth - Pro Nose	POWER TECH BARS SG = 3/8" x 10 Teeth Nose SH = .325" x 11 Teeth Nose	POWER TECH ARBOR PRO SF = .325" x 10 Teeth Nose SR = 3/8" x 9 Teeth Nose	LAMINATED BARS CR = 3/8" LP x 9 Teeth Non Replacement Nose POWER TECH MINI SW = 3/8" LP x 7 Teeth Nose
---	---	---	---

Sprocket
Nose
Code



CHAINSAW APPLICATION GUIDE



GUIDEBARS



CALLER LENGTH IN CM	GROOVE GAUGE	DRIVE LINK	PRO HARD TOP	PRO SPROCKET PRO TOP	TITANIUM CN40 POR TOP	POWERTECH	POWERTECH ARBOR	POWER TECH MINI 7 TOOTH	MINICUT LAMINATED
--------------------------	--------------	------------	--------------	----------------------	-----------------------	-----------	-----------------	-------------------------	-------------------

JONSERED continued

3/8" Pitch

60, 61, 62, 66, 70, 75, 77, 80, 81, 90, 110, 111, 601, 621, 751, 801, 820, 830, 910, 920, 930, 1020

16	40	.058	60	JO16-58	JO16-58PA		JO16-58SG		
18	45	.058	68	JO18-58	JO18-58PA		JO18-58SG		
20	50	.058	70	JOX20-58	JOX20-58PA				
20	50	.058	72	JO20-58	JO20-58PA		JO20-58SG		
22	55	.058	76	JO22-58	JO22-58PA				
24	60	.058	81	JOX24-58					
24	60	.058	84	JO24-58	JO24-58PA				
25	35	.058	88	JO25-58	JO25-58PA				
28	70	.058	93	JO28-58	JO28-58PA				
30	75	.058		JO30-58	JO30-58PA				

3/8" Pitch Also available in .063 gauge

625, 630, 670 WEST COAST, 2063, 2065, 2071, 2077, 2083, 2094, 2095, 2163, 2165, 2171

16	40	.058	60	HV16-58	HV16-58PA		HV16-58SG		
17	43	.058	64	HV17-58	HV17-58PA				
18	45	.058	68	HV18-58	HV18-58PA				
20	50	.058	72	HV20-58	HV20-58PA	HVT20-58PA			
22	55	.058	76	HV22-58	HV22-58PA	HVT22-58PA			
24	60	.058	84	HV24-58	HV24-58PA	HVT24-58PA			
28	70	.058	93	HV28-58	HV28-58PA	HVT28-58PA			
30	75	.058	102	HV30-58	HV30-58PA	HVT30-58PA			
36	90	.058	119	HV36-58	HV36-58PA	HVT36-58PA			
36	90	.058	115	HVX36-58	HVX36-58PA	HVTX36-58PA			

3/8" LP Pitch

2118EL, 2115EL, 2035

12	30	.050	45				UHL12-50SR	UHL12-50SW	
14	35	.050	52				UHL14-50SR	UHL14-50SW	
16	40	.050	59				UHL16-50SR	UHL16-50SW	

.325" Pitch

EL14, 2014/5/6, 2050, 2040, 2016, 2054, 2036, 2040/1/5, EL1200, 2055

13	33	.050	56				UHL13-50SF		
15	38	.050	64				UHL15-50SF		
18	45	.050	72				UHL18-50SF		

Sprocket Nose Code

PRO SPROCKET BARS

PA = 3/8" x 11 Teeth - Pro Nose
PJ = .325" 12 Teeth - Pro Nose
VQ = .404" x 11 Teeth - Pro Nose

POWER TECH BARS

SG = 3/8" x 10 Teeth Nose
SH = .325" x 11 Teeth Nose

POWER TECH ARBOR PRO

SF = .325" x 10 Teeth Nose
SR = 3/8" x 9 Teeth Nose

LAMINATED BARS

CR = 3/8" LP x 9 Teeth Non Replacement Nose
POWER TECH MINI
SW = 3/8"LP x 7 Teeth Nose





CHAINSAW APPLICATION GUIDE



GUIDEBARS

CALLER LENGTH IN CM	GROOVE GAUGE	DRIVE LINK	PRO HARD TOP	PRO SPROCKET PRO TOP	TITANIUM CN40 POR TOP	POWERTECH	POWERTECH ARBOR	POWER TECH MINI 7 TOOTH	MINICUT LAMINATED

JONSERED continued

.404" Pitch Also available in .063" gauge

625, 630, 670 WEST COAST, 2063, 2065, 2071, 2077, 2083, 2094, 2095

28	70	.058	83		HV28-58VQ	HVT28-58VQ			
30	75	.058	91	HV30-58	HV30-58VQ	HVT30-58VQ			
36	90	.058	104	HV36-58	HVX36-58VQ	HVXT36-58VQ			
42		.058		HV42-58	HV42-58VQ	HVT42-58VQ			

LOMBARD

3/8" LP Pitch

AP22, AP24, AP240, CS2500, CS2600, CS2700, PONY, LT LIGHTNING

12	30	.050	45	F12-50					
14	35	.050	50	F14-50				F14-50SR	
16	40	.050	56	F16-50				F16-50SR	

3/8" Pitch

AL SERIES, AP42, CLP500, COMANGO SERIES, CS3500, CS3501, CS3502, LIGHTNING

16	40	.050	60	HN16-50	HN16-50PA			HN16-50SG	
20	50	.050	70	HN20-50	HN20-50PA			HN20-50SG	
24	60	.050	81	HN24-50	HN24-50PA				

McCULLOCH

3/8" LP Pitch

MINI MAC SERIES, POWER MAC 6, TITAN 7, 35, 40, 41, 46, WILDCAT, MACCAT 16, EAGER BEAVER, 10, 14, 16, 12E, 14E, 16E, 6A, 400, 440, 380, EMB, 10, 12, 12ES, 14ES, 16, E150, E200, E250, E300, PM3200, PM3500, PM3505, PM3805, PM3800-16, PM5700-20, MAC 1100, 18, 115, 120, 130, 140, 155, 160S, 165, 175, 310, 320, 330, 340, 35, 365, 375, 430, 435, 440, 445, 510, 2010, 2012, 2014, 2016, 2116, 2316, 2318, 3210, 3500, 3818, 3205, 3214, 3216, 3505, 400, 730, 394, 494, 930, 935, EB21

12	30	.050	44	M12-50				M12-50SR	M12-50SW	M12-50CR
14	35	.050	49	M14-50				M14-50SR	M14-50SW	M14-50CR
16	40	.050	54	M16-50				M16-50SR	M16-50SW	M16-50CR
18	45	.050	60					M18-50SR	M18-50SW	M18-50CR

.325" Pitch

4600, 4700, 4900, 5000, 40, 46, 54, 61, 72

16	40	.050	66	UHL16-50	UHL16-50PJ		UHL16-50SH		
18	45	.050	72	UHL18-50	UHL18-50PJ		UHL18-50SH		
20	50	.050	78	UHL20-50	UHL20-50PJ				

PRO SPROCKET BARS PA = 3/8" x 11 Teeth - Pro Nose PJ = .325" 12 Teeth - Pro Nose VQ = .404" x 11 Teeth - Pro Nose	POWER TECH BARS SG = 3/8" x 10 Teeth Nose SH = .325" x 11 Teeth Nose	POWER TECH ARBOR PRO SF = .325" x 10 Teeth Nose SR = 3/8" x 9 Teeth Nose	LAMINATED BARS CR = 3/8" LP x 9 Teeth Non Replacement Nose POWER TECH MINI SW = 3/8" LP x 7 Teeth Nose
---	---	---	---

**Sprocket
Nose
Code**



CHAINSAW APPLICATION GUIDE



GUIDEBARS



CALLLED LENGTH IN CM	GROOVE GAUGE	DRIVE LINK	PRO HARD TOP	PRO SPROCKET PRO TOP	TITANIUM CN40 POR TOP	POWERTECH	POWERTECH ARBOR	POWER TECH MINI 7 TOOTH	MINICUT LAMINATED
---------------------------	--------------	------------	--------------	----------------------	-----------------------	-----------	-----------------	-------------------------	-------------------

McCULLOCH continued

3/8" Pitch

MAC 10 SERIES, 1-10 TP 10-10, 55, 555, TITAN 50, 57, 70, 560, 600, 610, 620, 650, 655, 700, 800, 805, 1000, DOUBLE EAGLE 50 & 80, PM605, PM610, PM700, PM1010, PM5700, PM8200, SP60, SP70, SP80, SP81, CP55, CP70, CP60, 3420, 3720, EAGER BEAVER 3.7, TIMBER BEAR, SILVER EAGLE 3720

16	40	.050	60	MA16-50	MA16-50PA		MA16-50SG		
20	50	.050	70	MA20-50	MA20-50PA		MA20-50SG		
24	60	.050	81	MA24-50	MA24-50PA				
28	70	.050	92	MA28-50	MA28-50PA				

3/8" Pitch

MAC950, 960, 970, DAYTONA 3000, 5000, 6000, PROMAC 51/55/60/72

16	40	.058	60	JO16-58	JO16-58PA		JO16-58SG		
18	45	.058	68	JO18-58	JO18-58PA		JO18-58SG		
20	50	.058	72	JO20-58	JO20-58PA		JO20-58SG		

MAKITA

3/8" LP Pitch

5011B, 5012B, 5014B, 5016B, DCS34, DCS330, DCS3305, DCS340, DCS341, DCS400, DCS401, DES330S, DES390, DES400, DCS33, DCS344, DC410, DCS411, DCS350, DCS390, DCS300

12	30	.050	45	PO12-50				PO12-50SR	PO12-50SW	PO12-50CR
14	35	.050	52	PO14-50				PO14-50SR	PO14-50SW	PO14-50CR
16	40	.050	57	PO16-50				PO16-50SR	PO16-50SW	PO16-50CR
18	45	.050	68	PO18-50				PO18-50SR		

.325" Pitch

DCS430, DCS4300, DCS520i, DCS5200i, DCS520, DES6800i, DS431, DCS52, DCS43

13	33	.058	56	UHL13-58	UHL13-58PJ		UHL13-58SH	UHL13-58SF		
15	38	.058	64	UHL15-58	UHL15-58PJ		UHL15-58SH	UHL15-58SF		
16	40	.058	66	UHL16-58	UHL16-58PJ		UHL16-58SH			
16	40	.058	68	UHLX16-58	UHLX16-58PJ		UHLX16-58SH			
18	45	.058	72	UHL18-58	UHL18-58PJ		UHL18-58SH			
20	50	.058	78	UHL20-58	UHL20-58PJ		UHL20-58SH			

**Sprocket
Nose
Code**

PRO SPROCKET BARS

PA = 3/8" x 11 Teeth - Pro Nose
PJ = .325" 12 Teeth - Pro Nose
VQ = .404" x 11 Teeth - Pro Nose

POWER TECH BARS

SG = 3/8" x 10 Teeth Nose
SH = .325" x 11 Teeth Nose

POWER TECH ARBOR PRO

SF = .325" x 10 Teeth Nose
SR = 3/8" x 9 Teeth Nose

LAMINATED BARS

CR = 3/8" LP x 9 Teeth Non Replacement Nose
POWER TECH MINI
SW = 3/8" LP x 7 Teeth Nose





CHAINSAW APPLICATION GUIDE



CALLER LENGTH IN CM	GROOVE GAUGE	DRIVE LINK	PRO HARD TOP	PRO SPROCKET PRO TOP	TITANIUM CN40 POR TOP	POWERTECH	POWERTECH ARBOR	POWER TECH MINI 7 TOOTH	MINICUT LAMINATED

GUIDEBARS

MAKITA continued

3/8" Pitch

DCS60000i, DCS5200i, DCS6800i, DCS5430, DCS5431, DCS520, DCS540, DS431

15	38	.058	56	DS15-58	DS15-58PA				
18	45	.058	64	DS18-58	DS18-58PA		DS18-50SG		
21	50	.058	72	DS21-58	DS21-58PA				

3/8" Pitch

DCS9010, DCS9900

17	43	.058	64	DOL17-58	DOL17-58PA		DOL17-58SG		
20	50	.058	72	DOL20-58	DOL20-58PA				
24	60	.058	80	DOL24-58	DOL24-58PA				
29	72	.058	96	DOL29-58					

3/8" Pitch

DCS6400, DCS7300, DCS7900, DCS6401, DCS7301, DCS7901

16	40	.058	60	HV16-58	HV16-58PA		HV16-58SG		
18	45	.058	68	HV18-58	HV18-58PA		HV18-58SG		
20	50	.058	72	HV20-58	HV20-58PA		HV20-58SG		
24	60	.058	84	HV24-58	HV24-58PA				
28	70	.058	92	HV28-58	HV28-58PA				

.325" Pitch

DCS410, DCS411

13	33	.050	56					PO13-50SF	
15	38	.050	64					PO15-50SF	

MTD

3/8" LP

3414, 3616, 3818

12	30	.050	44					M12-50SR	M12-50CR
14	35	.050	49					M14-50SR	M14-50CR
16	40	.050	54					M16-50SR	M16-50CR
18	45	.050	60					M18-50SR	M18-50CR

PRO SPROCKET BARS PA = 3/8" x 11 Teeth - Pro Nose PJ = .325" 12 Teeth - Pro Nose VQ = .404" x 11 Teeth - Pro Nose	POWER TECH BARS SG = 3/8" x 10 Teeth Nose SH = .325" x 11 Teeth Nose	POWER TECH ARBOR PRO SF = .325" x 10 Teeth Nose SR = 3/8" x 9 Teeth Nose	LAMINATED BARS CR = 3/8" LP x 9 Teeth Non Replacement Nose POWER TECH MINI SW = 3/8" LP x 7 Teeth Nose
---	---	---	---

**Sprocket
Nose
Code**



CHAINSAW APPLICATION GUIDE



GUIDEBARS



CALLLED LENGTH IN CM	GROOVE GAUGE	DRIVE LINK	PRO HARD TOP	PRO SPROCKET PRO TOP	TITANIUM CN40 POR TOP	POWERTECH	POWERTECH ARBOR	POWER TECH MINI 7 TOOTH	MINICUT LAMINATED
---------------------------	--------------	------------	--------------	----------------------	-----------------------	-----------	-----------------	-------------------------	-------------------

MONTGOMERY WARD

3/8" LP Pitch

TMY24062, 24064, 24066, 24068

12	30	.050	44	M12-50				M12-50SR		M12-50CR
14	35	.050	49	M14-50				M14-50SR		M14-50CR
16	40	.050	55	M16-50				M16-50SR		M16-50CR

OLEO MAC & OLYMPYK

3/8" LP Pitch

240, OM-E200

12	30	.050	45	SW12-50				SW12-50SR	SW12-50SW	SW12-50CR
14	35	.050	50	SW14-50				SW14-50SR	SW14-50SW	SW14-50CR
16	40	.050	55	SW16-50				SW16-50SR	SW16-50SW	SW16-50CR

3/8" LP Pitch

931, 932, 936, 940, 935

12	30	.050	45	PO12-50				PO12-50SR	PO12-50SW	PO12-50CR
14	35	.050	52	PO14-50				PO14-50SR	PO14-50SW	PO14-50CR
16	40	.050	57	PO16-50				PO16-50SR	PO16-50SW	PO16-50CR

.325" Pitch

935DF, 938, 941, 942, 945, 946, 947, 950, 951, 952, 956, 962

13	33	.058	56	UHL13-58	UHL13-58PJ		UHL13-58SH	UHL13-58SF		
14	35	.058	60	UHL14-58	UHL14-58PJ		UHL14-58SH	UHL14-58SF		
15	38	.058	64	UHL15-58	UHL15-58PJ		UHL15-58SH	UHL15-58SF		
16	40	.058	66	UHL16-58	UHL16-58PJ		UHL16-58SH			
16	40	.058	68	UHLX16-58	UHLX16-58PJ		UHLX16-58SH			
18	45	.058	72	UHL18-58	UHL18-58PJ		UHL18-58SH			
20	50	.058	78	UHL20-58	UHL20-58PJ		UHL20-58SH			

3/8" Pitch

956, 962

16	40	.058	60	UHLJ16-58	UHLJ16-58PA		UHLJ16-58SG			
20	50	.058	70	UHLJ20-58	UHLJ20-58PA		UHLJ20-58SG			

**Sprocket
Nose
Code**

PRO SPROCKET BARS

PA = 3/8" x 11 Teeth - Pro Nose
PJ = .325" 12 Teeth - Pro Nose
VQ = .404" x 11 Teeth - Pro Nose

POWER TECH BARS

SG = 3/8" x 10 Teeth Nose
SH = .325" x 11 Teeth Nose

POWER TECH ARBOR PRO

SF = .325" x 10 Teeth Nose
SR = 3/8" x 9 Teeth Nose

LAMINATED BARS

CR = 3/8" LP x 9 Teeth Non Replacement Nose
POWER TECH MINI
SW = 3/8"LP x 7 Teeth Nose

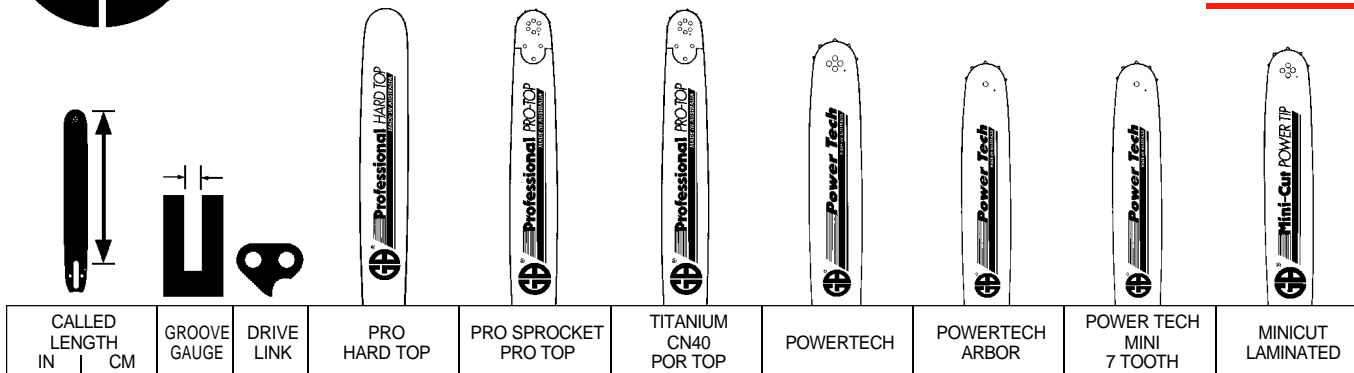




CHAINSAW APPLICATION GUIDE



GUIDEBARS



OLEO MAC & OLYMPYK continued

3/8" Pitch

250, 251, 252, 254, 260, 261, 264, 271, 272, 280, 284, 300, 350, 355, 364, 460, 480, 481, 482, 484, 486, 970, 971, 980, 981, AGRISTAR

16	40	.058	60	JO16-58	JO16-58PA		JO16-58SG			
18	45	.058	68	JO18-58	JO18-58PA		JO18-58SG			
20	50	.058	70	JOX20-58	JOX20-58PA					
20	50	.058	72	JOJ20-58	JO20-58PA		JO20-58SG			
22	55	.058	76	JO22-58	JO22-58PA					
24	60	.058	81	JOX24-58						
24	60	.058	83	JO24-58	JO24-58PA					
25	63	.058	88	JO25-58						
30	75	.058	98	JO30-58						

.404" Pitch

999F

21	53	.063	72	SL21-63	SLD21-63VQ	SLDT21-63VQ				
25	63	.063	84	SLD25-63	SLD25-63VQ	SLDT25-63VQ				
30	75	.063	92	SLD30-63	SLD30-63VQ	SLDT30-63VQ				
33	83	.063	100	SLD33-63	SLD33-63VQ	SLDT33-63VQ				
36	90	.063	104	SLD36-63	SLD36-63VQ	SLDT36-63VQ				
42	105	.063	123	SLD42-63	SLD42-63VQ	SLDT42-63VQ				

3/8" LP Pitch

233, 234, 244, 240, 335, 340, 930, 935, E140, E160, E1700, E1900

12	30	.050	44						OL12-50SW	
14	35	.050	49						OL14-50SW	
16	40	.050	56						OL16-50SW	

.325" Pitch

938, 941

13	33	.050	56						UHL13-50SF	
15	33	.050	64						UHL15-50SF	
16	40	.050	66					UHL16-50SH	UHL16-50SF	
18	45	.050	72					UHL18-50SH	UHL18-50SF	

PRO SPROCKET BARS	POWER TECH BARS	POWER TECH ARBOR PRO	LAMINATED BARS
PA = 3/8" x 11 Teeth - Pro Nose PJ = .325" 12 Teeth - Pro Nose VQ = .404" x 11 Teeth - Pro Nose	SG = 3/8" x 10 Teeth Nose SH = .325" x 11 Teeth Nose	SF = .325" x 10 Teeth Nose SR = 3/8" x 9 Teeth Nose	CR = 3/8" LP x 9 Teeth Non Replacement Nose POWER TECH MINI SW = 3/8" LP x 7 Teeth Nose

Sprocket
Nose
Code



CHAINSAW APPLICATION GUIDE



GUIDEBARS



CALLLED LENGTH IN CM	GROOVE GAUGE	DRIVE LINK	PRO HARD TOP	PRO SPROCKET PRO TOP	TITANIUM CN40 POR TOP	POWERTECH	POWERTECH ARBOR	POWER TECH MINI 7 TOOTH	MINICUT LAMINATED
---------------------------	--------------	------------	--------------	----------------------	-----------------------	-----------	-----------------	-------------------------	-------------------

OLEO MAC & OLYMPYK continued

3/8" Pitch

956, 962

16	40	.058	60	UHLX16-58	UHLX16-58PA		UHLX16-58SG		
18	45	.058	68	UHLX18-58	UHLX18-58PA		UHL18-58SG		
20	50	.058	72	UHLX20-58	UHLX20-58PA		UHLX20-58SG		
22	55	.058	77	UHL22-58	UHL22-58PA		UHL22-58SG		

3/8" Pitch

E1500

12	30	.050	44					OL12-50SW	
14	35	.050	49					OL14-50SW	

OPEM

3/8" LP Pitch

130Z, 140Z, 142Z

12	30	.050	45	PO12-50				PO12-50SR	PO12-50SW	PO12-50CR
14	35	.050	52	PO14-50				PO14-50SR	PO14-50SW	PO14-50CR
16	40	.050	57	PO16-50				PO16-50SR	PO16-50SW	PO16-50CR

.325" Pitch

K1, K2, K2 SUPER, K3

13	33	.058	56	UHL13-58	UHL13-58PJ		UHL13-58SH	UHL13-58SF		
14	35	.058	60	UHL14-58	UHL14-58PJ		UHL14-58SH	UHL14-58SF		
15	38	.058	64	UHL15-58	UHL15-58PJ		UHL15-58SH	UHL15-58SF		
16	40	.058	66	UHL16-58	UHL16-58PJ		UHL16-58SH			
16	40	.058	68	UHLX16-58	UHLX16-58PJ		UHLX16-58SH			
18	45	.058	72	UHL18-58	UHL18-58PJ		UHL18-58SH			
20	50	.058	78	UHL20-58	UHL20-58PJ		UHL20-58SH			

3/8" Pitch

145, 150, 155, 157, 165

16	40	.050	60	SN16-50	SN16-50PA		SN16-50SG			
18	45	.050	66		SN18-50PA					
20	50	.050	72	SN20-50	SN20-50PA					

**Sprocket
Nose
Code**

PRO SPROCKET BARS

PA = 3/8" x 11 Teeth - Pro Nose
PJ = .325" 12 Teeth - Pro Nose
VQ = .404" x 11 Teeth - Pro Nose

POWER TECH BARS

SG = 3/8" x 10 Teeth Nose
SH = .325" x 11 Teeth Nose

POWER TECH ARBOR PRO

SF = .325" x 10 Teeth Nose
SR = 3/8" x 9 Teeth Nose

LAMINATED BARS

CR = 3/8" LP x 9 Teeth Non Replacement Nose
POWER TECH MINI
SW = 3/8" LP x 7 Teeth Nose





CHAINSAW APPLICATION GUIDE



CALLER LENGTH IN CM	GROOVE GAUGE	DRIVE LINK	PRO HARD TOP	PRO SPROCKET PRO TOP	TITANIUM CN40 POR TOP	POWERTECH	POWERTECH ARBOR	POWER TECH MINI 7 TOOTH	MINICUT LAMINATED

GUIDEBARS

PARTNER

3/8" LP Pitch

1601, 1602, 1610, 1611, 1613 1614, 1616, 1618, 330, 340, 350, MINI P, SPARTAN

12	30	.050	45	F12-50					
14	35	.050	50	F14-50			F14-50SR		
16	40	.050	56	F16-50			F16-50SR		

3/8" LP Pitch

335, 345, 385, 395, 405, 330, 340, 360, 365, 351, 370, 390, 420, 350

12	30	.050	45	PO12-50			PO12-50SR	PO12-50SW	PO12-50CR
14	35	.050	52	PO14-50			PO14-50SR	PO14-50SW	PO14-50CR
16	40	.050	56	PO16-50			PO16-50SR	PO16-50SW	PO16-50CR

.325" Pitch

1200EL, 1400EL, 1450, 1500EL, 1650, 360, 365, 370, 390, P48, P49, P400, 400, 405, 450, 420, 465, 470, 495, P500, 510, 545, 550, 5000, P5500, MINI FARMER SAW, 605, 540, 500, 410, 460, 510

13	33	.058	56	UHL13-58	UHL13-58PJ		UHL13-58SH	UHL13-58SF	
14	35	.058	60	UHL14-58	UHL14-58PJ		UHL14-58SH	UHL14-58SF	
15	38	.058	64	UHL15-58	UHL15-58PJ		UHL15-58SH	UHL15-58SF	
16	40	.058	66	UHL16-58	UHL16-58PJ		UHL16-58SH		
16	40	.058	68	UHLX16-58	UHLX16-58PJ		UHLX16-58SH		
18	45	.058	72	UHL18-58	UHL18-58PJ		UHL18-58SH		
20	50	.058	78	UHL20-58	UHL20-58PJ		UHL20-58SH		

3/8" Pitch

R11, R12, R14, R16, R17, R18, R19, R20, R21, R22, R23, R30, R35, R40, R416, R417, R420, R421, R422, R435, R44, R517, R522, R523, P50, P51, F55, P55, 550, F65, P65, 650, P70, 85, P100, P7000, 7700, 1655, 2055, 716, 660

15	38	.058	56	HV15-58	HV15-58PA		HV15-58SG		
16	40	.058	60	HV16-58	HV16-58PA		HV16-58SG		
17	43	.058	64	HV17-58	HV17-58PA				
18	45	.058	68	HV18-58	HV18-58PA				
20	50	.058	72	HV20-58	HV20-58PA	HVT20-58PA			
22	55	.058	76	HV22-58	HV22-58PA	HVT22-58PA			
18	45	.058	64	PA18-58	PA18-58PA				
20	50	.058	70		PA20-58PA				

PRO SPROCKET BARS PA = 3/8" x 11 Teeth - Pro Nose PJ = .325" 12 Teeth - Pro Nose VQ = .404" x 11 Teeth - Pro Nose	POWER TECH BARS SG = 3/8" x 10 Teeth Nose SH = .325" x 11 Teeth Nose	POWER TECH ARBOR PRO SF = .325" x 10 Teeth Nose SR = 3/8" x 9 Teeth Nose	LAMINATED BARS CR = 3/8" LP x 9 Teeth Non Replacement Nose POWER TECH MINI SW = 3/8"LP x 7 Teeth Nose
---	---	---	--

Sprocket
Nose
Code



CHAINSAW APPLICATION GUIDE



GUIDEBARS



CALLLED LENGTH IN CM	GROOVE GAUGE	DRIVE LINK	PRO HARD TOP	PRO SPROCKET PRO TOP	TITANIUM CN40 POR TOP	POWERTECH	POWERTECH ARBOR	POWER TECH MINI 7 TOOTH	MINICUT LAMINATED
---------------------------	--------------	------------	--------------	----------------------	-----------------------	-----------	-----------------	-------------------------	-------------------

PARTNER continued

.325" Pitch

EL1450, EL1650, 400, 410, 460, 405, 450, 470, 510, 540

13	33	.050	56				UHL13-50SH	UHL15-50SF	
15	33	.050	64				UHL15-50SH	UHL15-50SF	
18	45	.050	72				UHL18-50SH	UHL18-50SF	

3/8" Pitch

550, 605

13	33	.058	50				UHL13-58SG		
15	38	.058	56				UHL15-58SG		

PIONEER

3/8" LP Pitch

P10, P12, PARTNER-PIONEER 330, 350

12	30	.050	45	F12-50					
14	15	.050	50	F14-50				F14-50SR	
16	40	.050	56	F16-50				F16-50SR	

.325" Pitch

P11, P21, P25, P26, P28, P28S, P400, P450, 673, 970, P400, P450, P500, PARTNER/PIONEER 360, 1072, 1073, 1074

16	40	.058	66	UHL16-58	UHL16-58PJ		UHL16-58SH		
16	43	.058	68	UHLX16-58	UHLX16-58PJ		UHLX16-58SH		
18	45	.058	72	UHL18-58	UHL18-58PJ		UHL18-58SH		
20	50	.058	79	UHL20-58	UHL20-58PJ		UHL20-58SH		

3/8" Pitch

P11, P21, P25, P26, P28, P28S, P400, P450, 673, 970, P400, P450, P500, PARTNER/PIONEER 360, 1072, 1073, 1074

16	43	.058	60	UHLX16-58	UHLX16-58PA				
18	45	.058	64	UHL18-58	UHL18-58PA		UHL18-58SG		
18	45	.058	68	UHLX18-58	UHLX18-58PA		UHLX18-58SG		
20	50	.058	70	UHL20-58	UHL20-58PA		UHL20-58SG		

3/8" Pitch

P20, P25, P38, P39, P40, P41, P42, P45, P50, P51, P52, P60, P61, P62, P65, 515, 615, 970 FARMSAW, FARMLITE

16	40	.058	62	P16-58	P16-58PA				
18	45	.058	64	P18-58	P18-58PA				
20	50	.058	70	P20-58	P20-58PA				
24	60	.058	79	P24-58	P24-58PA				

Sprocket Nose Code

PRO SPROCKET BARS

PA = 3/8" x 11 Teeth - Pro Nose
 PJ = .325" 12 Teeth - Pro Nose
 VQ = .404" x 11 Teeth - Pro Nose

POWER TECH BARS

SG = 3/8" x 10 Teeth Nose
 SH = .325" x 11 Teeth Nose

POWER TECH ARBOR PRO

SF = .325" x 10 Teeth Nose
 SR = 3/8" x 9 Teeth Nose

LAMINATED BARS

CR = 3/8" LP x 9 Teeth Non Replacement Nose
POWER TECH MINI
 SW = 3/8"LP x 7 Teeth Nose





CHAINSAW APPLICATION GUIDE



GUIDEBARS

CALLER LENGTH IN CM	GROOVE GAUGE	DRIVE LINK	PRO HARD TOP	PRO SPROCKET PRO TOP	TITANIUM CN40 POR TOP	POWERTECH	POWERTECH ARBOR	POWER TECH MINI 7 TOOTH	MINICUT LAMINATED

PIONEER continued

.404" Pitch

P20, P25, P38, P39, P40, P41, P42, P45, P50, P51, P52, P60, P61, P62, P65, 515, 615, 970 FARMSAW, FARMLITE

16	40	.063	56	P16-63	P16-63VQ				
18	45	.063	58	P18-63	P18-63VQ				
20	50	.063	64	P20-63	P20-63VQ				
24	60	.063	73	P24-63	P24-63VQ				
24	60	.063	76	PX24-63	PX24-63VQ				

POULAN & POULAN PRO

3/8" LP Pitch

20, 25 SERIES, 180, 190, 200, 205, PP210, 225, 235, 250, 255, 260, PP260, 285, 295, PP295, PP300E, 305, 306, 310, PP310, 325, 335, PP335, 336, PP380, 523, 1220, 1425, 1625, 1800, 2000, 2050, 2100, 2150, 2250, 2300, 2350, 2375, 2400, 2450, 2500, 2550, 2600,

12	30	.050	45	PO12-50				PO12-50SR	PO12-50SW	PO12-50CR
14	35	.050	52	PO14-50				PO14-50SR	PO14-50SW	PO14-50CR
16	40	.050	56	PO16-50				PO16-50SR	PO16-50SW	PO16-50CR
18	45	.050	68	PO18-50				PO18-50SR		
18	45	.050	62	POX18-50					POX18-50SW	

3/8" LP Pitch .043 GAUGE

20, 25 SERIES, 180, 190, 200, 205, PP210, 225, 235, 250, 255, 260, PP260, 285, 295, PP295, PP300E, 305, 306, 310, PP310, 325, 335, PP335, 336, PP380, 523, 1220, 1425, 1625, 1800, 2000, 2050, 2100, 2150, 2250, 2300, 2350, 2375, 2400, 2450, 2500, 2550, 2600,

12	30	.043	45						PO12-43SW	
14	35	.043	52						PO14-43SW	
16	40	.043	56						PO16-43SW	

.325" Pitch

20, 25 SERIES, 180, 190, 200, 205, PP210, 225, 235, 250, 255, 260, PP260, 285, 295, PP295, PP300E, 305, 306, 310, PP310, 325, 335, PP335, 336, PP380, 523, 1220, 1425, 1625, 1800, 2000, 2050, 2100, 2150, 2250, 2300, 2350, 2375, 2400, 2450, 2500, 2550, 2600,

16	40	.050	64	PO16-50	PO16-50PJ		PO16-50SH	PO16-50SF		
16	40	.050	66	POX16-50	POX16-50PJ			POX16-50SF		
18	45	.050	72				POH18-50SH	POH18-50SF		
20	50	.050	78				PO20-50SH	PO20-50SF		

PRO SPROCKET BARS PA = 3/8" x 11 Teeth - Pro Nose PJ = .325" 12 Teeth - Pro Nose VQ = .404" x 11 Teeth - Pro Nose	POWER TECH BARS SG = 3/8" x 10 Teeth Nose SH = .325" x 11 Teeth Nose	POWER TECH ARBOR PRO SF = .325" x 10 Teeth Nose SR = 3/8" x 9 Teeth Nose	LAMINATED BARS CR = 3/8" LP x 9 Teeth Non Replacement Nose POWER TECH MINI SW = 3/8" LP x 7 Teeth Nose
---	---	---	---

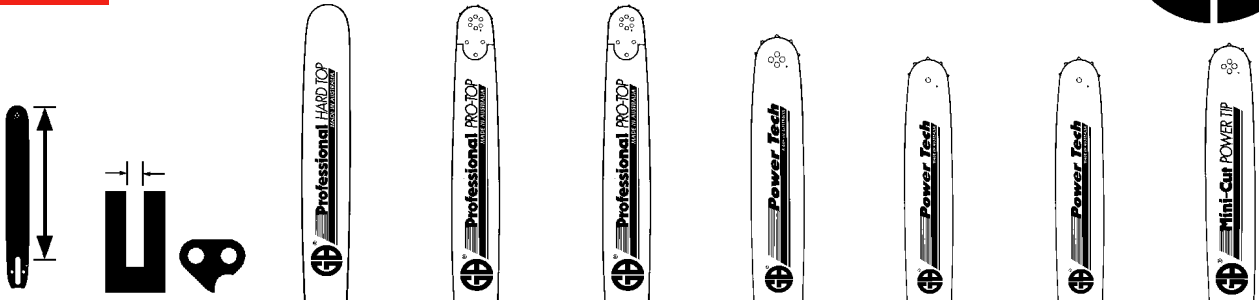
**Sprocket
Nose
Code**



CHAINSAW APPLICATION GUIDE



GUIDEBARS



CALLLED LENGTH IN CM	GROOVE GAUGE	DRIVE LINK	PRO HARD TOP	PRO SPROCKET PRO TOP	TITANIUM CN40 POR TOP	POWERTECH	POWERTECH ARBOR	POWER TECH MINI 7 TOOTH	MINICUT LAMINATED
---------------------------	--------------	------------	--------------	----------------------	-----------------------	-----------	-----------------	-------------------------	-------------------

POULAN & POULAN PRO continued

3/8" Pitch

20, 25 SERIES, 180, 190, 200, 205, PP210, 225, 235, 250, 255, 260, PP260, 285, 295, PP295, PP300E, 305, 306, 310, PP310, 325, 335, PP335, 336, PP380, 523, 1220, 1425, 1625, 1800, 2000, 2050, 2100, 2150, 2250, 2300, 2350, 2400, 2450, 2500, 2550, 2600, 2175

16	40	.050	60	PO16-50	PO16-50PA				
18	45	.050	68	PO18-50	PO18-50PA		PO18-50SG		
20	50	.050	70		PO20-50PA		PO20-50SG		

.325" Pitch

325

13	33	.058	56	UHL13-58	UHL13-58PJ		UHL13-58SH	UHL13-58SF	
14	35	.058	60	UHL14-58	UHL14-58PJ		UHL14-58SH	UHL14-58SF	
15	38	.058	64	UHL15-58	UHL15-58PJ		UHL15-58SH	UHL15-58SF	
16	40	.058	66	UHL16-58	UHL16-58PJ		UHL16-58SH		
16	43	.058	68	UHLX16-58	UHLX16-58PJ		UHLX16-58SH		
18	45	.058	72	UHL18-58	UHL18-58PJ		UHL18-58SH		
20	50	.058	78	UHL20-58	UHL20-58PJ		UHL20-58SH		

.325" Pitch

255, 285, 295, 305, 306, 310, 315, 335, 336, 2700, 2750, 2775, 2800, 2900, 3000, 3050, 3100, 3300

13	33	.050	56					PO13-50SF	
15	38	.050	64					PO15-50SF	
16	40	.050	66					POX16-50SF	
18	45	.050	72					POH18-50SF	

3/8" Pitch

203, 245, 306, 360, 361, 365, 375, 380, 395, 400, 450, 3400, 3600, 3700, 3800, 3900, 4000, 4200, 4400, 4900, 5200, 5400, 5500, 670, 380

16	40	.050	60	EX16-50	EX16-50PA		EX16-50SG		
18	45	.050	64	E18-50					
18	45	.050	66	EX18-50	EX18-50PA		EX18-50SG		
20	50	.050	72	EX20-50	EX20-50PA		EX20-50SG		
24	60	.050	81	E24-50	E24-50PA				

**Sprocket
Nose
Code**

PRO SPROCKET BARS

PA = 3/8" x 11 Teeth - Pro Nose
PJ = .325" 12 Teeth - Pro Nose
VQ = .404" x 11 Teeth - Pro Nose

POWER TECH BARS

SG = 3/8" x 10 Teeth Nose
SH = .325" x 11 Teeth Nose

POWER TECH ARBOR PRO

SF = .325" x 10 Teeth Nose
SR = 3/8" x 9 Teeth Nose

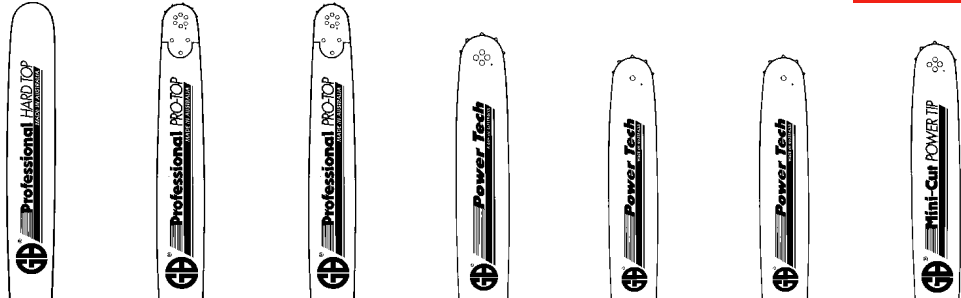
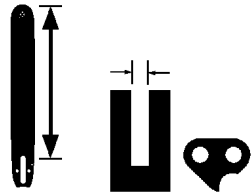
LAMINATED BARS

CR = 3/8" LP x 9 Teeth Non Replacement Nose
POWER TECH MINI
SW = 3/8"LP x 7 Teeth Nose





CHAINSAW APPLICATION GUIDE



CALL LENGTH IN CM	GROOVE GAUGE	DRIVE LINK	PRO HARD TOP	PRO SPROCKET PRO TOP	TITANIUM CN40 POR TOP	POWERTECH	POWERTECH ARBOR	POWER TECH MINI 7 TOOTH	MINICUT LAMINATED
------------------------	-----------------	---------------	-----------------	-------------------------	-----------------------------	-----------	--------------------	-------------------------------	----------------------

GUIDEBARS

POULAN & POULAN PRO continued

3/8" Pitch

6900, 7700, 8500

16	40	.050	60	HN16-50	HN16-50PA		HN16-50SG		
18	45	.050	66	HN18-50	HN18-50PA				
20	50	.050	70	HN20-50	HN20-50PA		HN20-50SG		
24	60	.050	81	HN24-50	HN24-50PA				

3/8" Pitch

415, 475, PP445, PP655, PP505

13	35	.058	52	HV13-58	HV13-58PA				
15	38	.058	56	HV15-58	HV15-58PA		HV15-58SG		
16	40	.058	60	HV16-58	HV16-58PA		HV16-58SG		
17	43	.058	64	HV17-58	HV17-58PA				
18	45	.058	68	HV18-58	HV18-58PA				
20	50	.058	72	HV20-58	HV20-58PA	HVT20-58PA			
22	55	.058	76	HV22-58	HV22-58PA	HVT22-58PA			
24	60	.058	84	HV24-58	HV24-58PA	HVT24-58PA			
28	70	.058	93		HV28-58PA	HVT28-58PA			
30	75	.058	98	HV30-58	HV30-58PA	HVT30-58PA			
32	80	.058	105		HV32-58PA	HVT32-58PA			
36	90	.058	119	HV36-58	HV36-58PA	HVT36-58PA			

.404" Pitch

415, 475, PP445, PP655, PP505

24	60	.058	76	HV24-58	HV24-58VQ	HVT24-58VQ			
28	70	.058	84		HV28-58VQ	HVT28-58VQ			
30	75	.058	89	HV30-58	HV30-58VQ	HVT30-58VQ			
36	90	.058	104	HV36-58	HV36-58VQ	HVT36-58VQ			

3/8" Pitch

405, 455, 525, 655

16	40	.058	62	P16-58	P16-58PA				
18	45	.058	64	P18-58	P18-58PA				
20	50	.058	70	P20-58	P20-58PA				

PRO SPROCKET BARS PA = 3/8" x 11 Teeth - Pro Nose PJ = .325" 12 Teeth - Pro Nose VQ = .404" x 11 Teeth - Pro Nose	POWER TECH BARS SG = 3/8" x 10 Teeth Nose SH = .325" x 11 Teeth Nose	POWER TECH ARBOR PRO SF = .325" x 10 Teeth Nose SR = 3/8" x 9 Teeth Nose	LAMINATED BARS CR = 3/8" LP x 9 Teeth Non Replacement Nose POWER TECH MINI SW = 3/8" LP x 7 Teeth Nose
---	---	---	---

Sprocket
Nose
Code



CHAINSAW APPLICATION GUIDE



GUIDEBARS



CALLLED LENGTH IN CM	GROOVE GAUGE	DRIVE LINK	PRO HARD TOP	PRO SPROCKET PRO TOP	TITANIUM CN40 POR TOP	POWERTECH	POWERTECH ARBOR	POWER TECH MINI 7 TOOTH	MINICUT LAMINATED
---------------------------	--------------	------------	--------------	----------------------	-----------------------	-----------	-----------------	-------------------------	-------------------

REDMAX - ZENOAH

3/8" LP Pitch

G250B, G300TS, G320AVS, G310TS, 3400,361, 3700, 375, G380AVS, G38, 3800, G46, 400, 450, 4000, 4200, 4400, 4900, 5200, G2500, G310TS, G3800, G250TS, G3100

10	25	.050	40					PO10-50SR		
12	30	.050	45	PO12-50				PO12-50SR	PO12-50SW	PO12-50CR
12	30	.050	47	EC12-50				EC12-50SR		
14	35	.050	52	PO14-50				PO14-50SR	PO14-50SW	PO14-50CR
16	40	.050	57	PO16-50				PO16-50SR	PO16-50SW	PO16-50CR
18	45	.050	62	POX18-50				POX18-50SR		

3/8" Pitch

G250B, G300TS, G320AVS, G310TS, 3400,361, 3700, 375, G380AVS, G38, 3800, G46, 400, 450, 4000, 4200, 4400, 4900, 5200

18	45	.050	62	POX18-50	POX18-50PA			POX18-50SR	POX18-50SW	
----	----	------	----	----------	------------	--	--	------------	------------	--

.325" Pitch

G400AVS, G410, G450AVS, G455AVS, G500, G561AVS, G390, G415

13	33	.058	56	UHL13-58	UHL13-58PJ		UHL13-58SH	UHL13-58SF		
14	35	.058	60	UHL14-58	UHL14-58PJ		UHL14-58SH	UHL14-58SF		
15	38	.058	64	UHL15-58	UHL15-58PJ		UHL15-58SH	UHL15-58SF		
16	40	.058	66	UHL16-58	UHL16-58PJ		UHL16-58SH			
18	45	.058	72	UHL18-58	UHL18-58PJ		UHL18-58SH			
20	50	.058	78	UHL20-58	UHL20-58PJ		UHL20-58SH			

3/8" Pitch Available in .058 gauge

G621AVS, G56AVS

16	40	.050	60	EX16-50	EX16-50PA		EX16-50SG			
18	45	.050	66	EX18-50	EX18-50PA		EX18-50SG			
20	50	.050	72	EX20-50	EX20-50PA		EX20-50SG			
24	60	.050	84	EX24-50	EX24-50PA					

.325" Pitch

G380AVS

13	33	.058	56				PO13-58SH	PO13-58SF		
14	35	.058	60				PO14-58SH	PO14-58SF		
16	38	.058	64				PO16-58SH	PO16-58SF		
16	40	.058	66				POX16-58SH	POX16-58SF		

Sprocket Nose Code

PRO SPROCKET BARS

PA = 3/8" x 11 Teeth - Pro Nose
PJ = .325" 12 Teeth - Pro Nose
VQ = .404" x 11 Teeth - Pro Nose

POWER TECH BARS

SG = 3/8" x 10 Teeth Nose
SH = .325" x 11 Teeth Nose

POWER TECH ARBOR PRO

SF = .325" x 10 Teeth Nose
SR = 3/8" x 9 Teeth Nose

LAMINATED BARS

CR = 3/8" LP x 9 Teeth Non Replacement Nose
POWER TECH MINI
SW = 3/8"LP x 7 Teeth Nose





CHAINSAW APPLICATION GUIDE



PROFES

CALLER LENGTH IN CM	GROOVE GAUGE	DRIVE LINK	PRO HARD TOP	PRO SPROCKET PRO TOP	TITANIUM CN40 POR TOP	POWERTECH	POWERTECH ARBOR	POWER TECH MINI 7 TOOTH	MINICUT LAMINATED

GUIDEBARS

REDMAX - ZENOAH continued

.325" Pitch

G415AVS

13	33	.050	66						
18	45	.050	72				ET18-50SF		

.325" Pitch

G561AVS

16	40	.058	66		EX16-58PJ		EX16-58SH		
18	45	.058	72		EX18-58PJ		EX18-58SH		
20	50	.058	81		E20-58PJ		E20-58SH		

RYOBI

3/8" LP Pitch

TX12, TX14, TX16, CS260, 290, 300, 31, RGS3214, 3330, 35B, 36C, 360, RYS3816, 385, 41, CS1530, CS1535, CS1540, HC31, HC36, HC41

12	30	.050	44	M12-50				M12-50SR		M12-50CR
14	35	.050	49	M14-50				M14-50SR		M14-50CR
16	40	.050	55	M16-50				M16-50SR		M16-50CR

3/8" LP Pitch

GT28, 32, 38, RFS4518, RB5418, CSE5145, CSE5650

12	30	.050	45	PO12-50				PO12-50SR	PO12-50SW	PO12-50CR
14	35	.050	52	PO14-50				PO14-50SR	PO14-50SW	PO14-50CR
16	40	.050	57	PO16-50				PO16-50SR	PO16-50SW	PO16-50CR

3/8" Pitch

GTS 56, 62

16	40	.050	60	EX16-50	EX16-50PA		EX16-50SG			
18	45	.050	66	EX18-50	EX18-50PA					
20	50	.050	72	EX20-50	EX20-50PA		EX20-50SG			

SEARS

3/8" LP Pitch

3401, 3402, 3403, 3407, 3414, 3417, 3455, 3470, 3471, 3476, 3481, 35025, 35082, 35084, 35085, 35086, 35088, 35085, 35086, 35091, 35093, 35095, 35096, 35021, 35203, 35205, 35206, 35209, 35215, 35219, 35224, 35232, 35238, 35255, 35363, 35504, 35505, 35

12	30	.050	45	PO12-50				PO12-50SR	PO12-50SW	PO12-50CR
14	35	.050	52	PO14-50				PO14-50SR	PO14-50SW	PO14-50CR
16	40	.050	57	PO16-50				PO16-50SR	PO16-50SW	PO16-50CR

PRO SPROCKET BARS PA = 3/8" x 11 Teeth - Pro Nose PJ = .325" 12 Teeth - Pro Nose VQ = .404" x 11 Teeth - Pro Nose	POWER TECH BARS SG = 3/8" x 10 Teeth Nose SH = .325" x 11 Teeth Nose	POWER TECH ARBOR PRO SF = .325" x 10 Teeth Nose SR = 3/8" x 9 Teeth Nose	LAMINATED BARS CR = 3/8" LP x 9 Teeth Non Replacement Nose POWER TECH MINI SW = 3/8" LP x 7 Teeth Nose
---	---	---	---

**Sprocket
Nose
Code**



CHAINSAW APPLICATION GUIDE



GUIDEBARS



CALLER LENGTH IN CM	GROOVE GAUGE	DRIVE LINK	PRO HARD TOP	PRO SPROCKET PRO TOP	TITANIUM CN40 POR TOP	POWERTECH	POWERTECH ARBOR	POWER TECH MINI 7 TOOTH	MINICUT LAMINATED
--------------------------	--------------	------------	--------------	----------------------	-----------------------	-----------	-----------------	-------------------------	-------------------

SEARS continued

3/8" Pitch

3401, 3402, 3403, 3407, 3414, 3417, 3455, 3470, 3471, 3476, 3481, 35025, 35082, 35084, 35085, 35086, 35088, 35085, 35086, 35091, 35093, 35095, 35096, 35021, 35203, 35205, 35206, 35209, 35215, 35219, 35224, 35232, 35238, 35255, 35363, 35504, 35505, 35

18	45	.050	68	PO18-50	PO18-50PA			PO18-50SR	PO18-50SW	PO18-50CR
----	----	------	----	---------	-----------	--	--	-----------	-----------	-----------

3/8" Pitch

35608, 35609, 35721, 35727, 35728, 35826, 35829, 32851, 35881, 35884, 35885, ELECTRICS, 35610PS

16	40	.050	60	EX16-50	EX16-50PA		EX16-50SG			
18	45	.050	66	EX18-50	EX18-50PA		EX18-50SG			
20	50	.050	70	EX20-50	EX20-50PA		EX20-50SG			
24	60	.050	84	EX24-50	EX24-50PA					

SHINDAIWA (SDK)

3/8" LP Pitch

100, 102, 103, 104, 105, 107, 110, 113, 117 E120, 140, E150, 160 E180, 291, 300, 301, 305, 340, 345, 346, 350, 355, 357, 360, 377, 391, 401, 415, 416, 450, 451, 488, 500, EYB120, EYB150, EYB180, YB291, YB301, YB391, YB395, YB401, YB491

12	30	.050	45	PO12-50				PO12-50SR	PO12-50SW	PO12-50CR
14	35	.050	52	PO14-50				PO14-50SR	PO14-50SW	PO14-50CR
16	40	.050	57	PO16-50				PO16-50SR	PO16-50SW	PO16-50CR
18	45	.050	68	PO18-50				PO18-50SR	PO18-50SW	

3/8" Pitch

100, 102, 103, 104, 105, 107, 110, 113, 117 E120, 140, E150, 160 E180, 291, 300, 301, 305, 340, 345, 346, 350, 355, 357, 360, 377, 391, 401, 415, 416, 450, 451, 488, 500, EYB120, EYB150, EYB180, YB291, YB301, YB391, YB395, YB401, YB491

16	40	.050	60	POX16-50	POX16-50PA		POX16-50SG			
18	45	.050	68	PO18-50	PO18-50PA		PO18-50SG			
20	50	.050	70	PO20-50	PO20-50PA		PO20-50SG			

.325" Pitch

100, 102, 103, 104, 105, 107, 110, 113, 117 E120, 140, E150, 160 E180, 291, 300, 301, 305, 340, 345, 346, 350, 355, 357, 360, 366, 377, 391, 394, 400, 401, 415, 416, 420, 440, 450, 451, 488, 500, 510, 560, EYB120, EYB150, EYB180, YB291, YB301, YB391, YB39

13	33	.058	56				PO13-58SH	PO13-58SF		
14	35	.058	60				PO14-50SH	PO14-58SF		
16	45	.050	64	POX16-50	POX16-50PJ		PO16-50SH			
18	45	.050	72	POH18-50	POH18-50PJ		POH18-50SH			
20	50	.050	78	PO20-50			PO20-50SH			

Sprocket Nose Code

PRO SPROCKET BARS

PA = 3/8" x 11 Teeth - Pro Nose
PJ = .325" x 12 Teeth - Pro Nose
VQ = .404" x 11 Teeth - Pro Nose

POWER TECH BARS

SG = 3/8" x 10 Teeth Nose
SH = .325" x 11 Teeth Nose

POWER TECH ARBOR PRO

SF = .325" x 10 Teeth Nose
SR = 3/8" x 9 Teeth Nose

LAMINATED BARS

CR = 3/8" LP x 9 Teeth Non Replacement Nose
POWER TECH MINI
SW = 3/8"LP x 7 Teeth Nose





CHAINSAW APPLICATION GUIDE



CALLER LENGTH IN CM	GROOVE GAUGE	DRIVE LINK	PRO HARD TOP	PRO SPROCKET PRO TOP	TITANIUM CN40 POR TOP	POWERTECH	POWERTECH ARBOR	POWER TECH MINI 7 TOOTH	MINICUT LAMINATED

GUIDEBARS

SHINDAIWA (SDK) continued

3/8" Pitch

550, 575, 577, 680, 695, 757, 801, 901, 1091

16	40	.058	60	HV16-58	HV16-58PA		HV16-58SG				
18	45	.058	68	HV18-58	HV18-58PA		HV18-58SG				
20	50	.058	72	HV20-58	HV20-58PA	HVT20-58PA	HV20-58SG				
24	60	.058	84	HV24-58	HV24-58PA	HVT24-58PA					
28	70	.058	93		HV28-58PA	HVT28-58PA					
30	75	.058	98	HV30-58							

SOLO

3/8" LP Pitch

FARMER 31, 32, 38, 600, 605, 606, 631, 632, 634, 638, 641

12	30	.050	47	SOA12-50							
16	40	.050	58	SOA16-50							

.325" Pitch

FARMER 11, 16, 610, 611, 615, 616

14	35	.050	57	SOL14-50							
16	40	.050	66	SOL16-50							

3/8" Pitch

FARMER 11, 16, 610, 611, 615, 616

14	35	.050	52	SOL14-50							
16	40	.050	59	SOL16-50							

.325" Pitch

634, 636, 639, 641, 644, 645, 647, 650, 651, 654

13	33	.058	57	UHL13-58	UHL13-58PJ		UHL13-58SH	UHL13-58SF			
15	38	.058	64	UHL15-58	UHL15-58PJ		UHL15-58SH	UHL15-58SF			
18	45	.058	73	UHL18-58	UHL18-58PJ		UHL18-58SH				

PRO SPROCKET BARS PA = 3/8" x 11 Teeth - Pro Nose PJ = .325" 12 Teeth - Pro Nose VQ = .404" x 11 Teeth - Pro Nose	POWER TECH BARS SG = 3/8" x 10 Teeth Nose SH = .325" x 11 Teeth Nose	POWER TECH ARBOR PRO SF = .325" x 10 Teeth Nose SR = 3/8" x 9 Teeth Nose	LAMINATED BARS CR = 3/8" LP x 9 Teeth Non Replacement Nose POWER TECH MINI SW = 3/8" LP x 7 Teeth Nose
---	---	---	---

Sprocket
Nose
Code



CHAINSAW APPLICATION GUIDE



GUIDEBARS



CALLLED LENGTH IN CM	GROOVE GAUGE	DRIVE LINK	PRO HARD TOP	PRO SPROCKET PRO TOP	TITANIUM CN40 POR TOP	POWERTECH	POWERTECH ARBOR	POWER TECH MINI 7 TOOTH	MINICUT LAMINATED
---------------------------	--------------	------------	--------------	----------------------	-----------------------	-----------	-----------------	-------------------------	-------------------

SOLO continued

3/8" Pitch

603, 662, 667, 670, 680, 690, 694

16	40	.058	60	HV16-58	HV16-58PA		HV16-58SG		
18	45	.058	68	HV18-58	HV18-58PA		HV18-58SG		
20	50	.058	72	HV20-58	HV20-58PA	HVT20-58PA			
22	55	.058	76	HV22-58	HV22-58PA	HVT22-58PA			
24	60	.058	84	HV24-58	HV24-58PA	HVT24-58PA			
28	70	.058	93	HV28-58	HV28-58PA	HVT28-58PA			
32	80	.058	105	HV32-58	HV32-58PA	HVT32-58PA			
36	90	.063		HV36-63	HV36-63PA	HVT36-63PA			
42	105	.063		HV42-63					

.404" Pitch

603, 662, 667, 670, 680, 690, 694

24	60	.063	76	HV24-63	HV24-63VQ	HVT24-63VQ			
28	70	.063	84	HV28-63	HV28-63VQ	HVT28-63VQ			
36	90	.063	104		HV36-63VQ	HVT36-63VQ			
42	105	.063	123	HV42-63	HV42-63VQ	HVT42-63VQ			

3/8" Pitch

620, 650, 655, 660, 640, 645

16	40	.050	60	SOD16-50					
20	50	.050	71	SOD20-50					
24	60	.050	82	SOD24-50					

.404" Pitch

REX, TWIN, 70, 125, 604, 626, 630, 642, 635

17	43	.063	63	SO17-63					
21	53	.063	72	SO21-63					
25	63	.063	82	SO25-63					
30	75	.063	95	SO30-63					
32	80	.063	103	SO32-63					
36	90	.063	110	SO36-63					
42	110	.063	130	SO42-63					

Sprocket Nose Code

PRO SPROCKET BARS

PA = 3/8" x 11 Teeth - Pro Nose
 PJ = .325" 12 Teeth - Pro Nose
 VQ = .404" x 11 Teeth - Pro Nose

POWER TECH BARS

SG = 3/8" x 10 Teeth Nose
 SH = .325" x 11 Teeth Nose

POWER TECH ARBOR PRO

SF = .325" x 10 Teeth Nose
 SR = 3/8" x 9 Teeth Nose

LAMINATED BARS

CR = 3/8" LP x 9 Teeth Non Replacement Nose
POWER TECH MINI
 SW = 3/8" LP x 7 Teeth Nose





CHAINSAW APPLICATION GUIDE



CALLER LENGTH IN CM	GROOVE GAUGE	DRIVE LINK	PRO HARD TOP	PRO SPROCKET PRO TOP	TITANIUM CN40 POR TOP	POWERTECH	POWERTECH ARBOR	POWER TECH MINI 7 TOOTH	MINICUT LAMINATED

GUIDEBARS

SOLO continued

3/8" LP Pitch

613, 614, 633, 635, 636

12	30	.050						UHL12-50SR		
14	35	.050	54					UHL14-50SR		
16	40	.050	60					UHLX16-50SR		

3/8" LP Pitch

363

12	30	.043	45						UHL12-43SW	
14	35	.043	52						UHL14-43SW	

STIGA

3/8" LP Pitch

930, 935, 1400

12	30	.050	44						M12-50SW	M12-50CR
14	35	.050	50						M14-50SW	M14-50CR

.325" Pitch

940

14	35	.050	55						M14-50SF	
----	----	------	----	--	--	--	--	--	----------	--

3/8" Pitch

955

16	40	.058	60	MA16-58	MA16-58PA					
----	----	------	----	---------	-----------	--	--	--	--	--

3/8" LP Pitch

SE1.6, SE1.8, SP340

12	30	.050	44					SW12-50SR	SW12-50SW	SW12-50CR
14	35	.050	50					SW14-50SR	SW14-50SW	SW14-50CR
16	40	.050	55					SW16-50SR	SW16-50SW	SW16-50CR

.325" Pitch

SP370, SP410

13	33	.050	56					SW13-50SF		
16	40	.050	64					SW16-50SF		

PRO SPROCKET BARS PA = 3/8" x 11 Teeth - Pro Nose PJ = .325" 12 Teeth - Pro Nose VQ = .404" x 11 Teeth - Pro Nose	POWER TECH BARS SG = 3/8" x 10 Teeth Nose SH = .325" x 11 Teeth Nose	POWER TECH ARBOR PRO SF = .325" x 10 Teeth Nose SR = 3/8" x 9 Teeth Nose	LAMINATED BARS CR = 3/8" LP x 9 Teeth Non Replacement Nose POWER TECH MINI SW = 3/8" LP x 7 Teeth Nose
---	---	---	---

**Sprocket
Nose
Code**



CHAINSAW APPLICATION GUIDE



GUIDEBARS



CALLLED LENGTH IN CM	GROOVE GAUGE	DRIVE LINK	PRO HARD TOP	PRO SPROCKET PRO TOP	TITANIUM CN40 POR TOP	POWERTECH	POWERTECH ARBOR	POWER TECH MINI 7 TOOTH	MINICUT LAMINATED
---------------------------	--------------	------------	--------------	----------------------	-----------------------	-----------	-----------------	-------------------------	-------------------

STIHL

3/8" LP Pitch

009, 010, 011, 012, 015, 017, 020, 021, 023, 025, E10, E14, 019, 018, E160, E180, MST190T, MS170, MS190T, MS180, MS250, MS191, MS200, MS210, E160, E180

12	30	.050	44	SW12-50				SW12-50SR	SW12-50SW	SW12-50CR
14	35	.050	50	SW14-50				SW14-50SR	SW14-50SW	SW14-50CR
16	40	.050	55	SW16-50				SW16-50SR	SW16-50SW	SW16-50CR

3/8" LP Pitch .043 GAUGE

009, 010, 011, 012, 015, 017, 020, 021, 023, 025, E10, E14, 019, 018, E160, E180, MST190T, MS170, MS180, MS190, MS191, MS200, MS210, MS250, HT70, HT75

12	30	.043	44						SW12-43SW	
14	35	.043	50						SW14-43SW	
16	40	.043	55						SW16-43SW	

.325" Pitch

009, 010, 011, 012, 015, 017, 020, 021, 023, 025, E10, E14, 019, 018, E160, E180, MST190T

14	35	.063	56		SW14-63EH		SW14-63SH			
16	40	.063	62		SW16-63EH		SW16-63SH			

.325" Pitch Also available in .063 gauge

E15, E20, 024, 026, 028, 029, 031, 032, 034, 036, 038, 039, 040, 041, 042, 044, 045, 046, 048, 056, 064, 066, FARMBOSS, MS260, MS270, MS280, MS290, MS310, MS360, MS390, MS440, MS460

13	33	.063	56	SN13-63	SN13-63PJ					
14	35	.063	60	SN14-63	SN14-63PJ					
15	37	.063	63	SN15-63	SN15-63PJ		SN15-63SH			
16	40	.063	67	SN16-63	SN16-63PJ		SN16-63SH			
18	45	.063	74	SN18-63	SN18-63PJ		SN18-63SH			
20	50	.063	81	SN20-63	SN20-63PJ		SN20-63SH			

Please Note: All Stihl bars are available in .050, .058, .063 gauge.

**Sprocket
Nose
Code**

PRO SPROCKET BARS

PA = 3/8" x 11 Teeth - Pro Nose
PJ = .325" 12 Teeth - Pro Nose
VQ = .404" x 11 Teeth - Pro Nose

POWER TECH BARS

SG = 3/8" x 10 Teeth Nose
SH = .325" x 11 Teeth Nose

POWER TECH ARBOR PRO

SF = .325" x 10 Teeth Nose
SR = 3/8" x 9 Teeth Nose

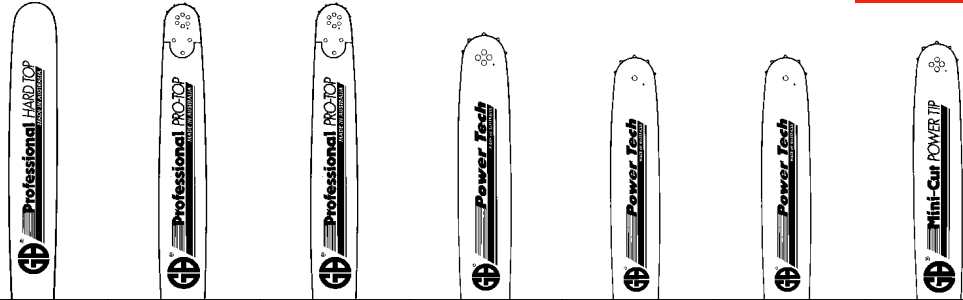
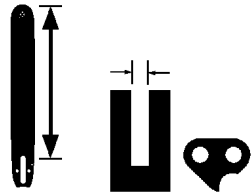
LAMINATED BARS

CR = 3/8" LP x 9 Teeth Non Replacement Nose
POWER TECH MINI
SW = 3/8"LP x 7 Teeth Nose





CHAINSAW APPLICATION GUIDE



CALLLED LENGTH IN CM	GROOVE GAUGE	DRIVE LINK	PRO HARD TOP	PRO SPROCKET PRO TOP	TITANIUM CN40 POR TOP	POWERTECH	POWERTECH ARBOR	POWER TECH MINI 7 TOOTH	MINICUT LAMINATED
---------------------------	--------------	------------	--------------	----------------------	-----------------------	-----------	-----------------	-------------------------	-------------------

GUIDEBARS

STIHL continued

3/8" Pitch Also available in .063 gauge

E15, E20, 024, 026, 028, 029, 031, 032, 034, 036, 038, 039, 040, 041, 042, 044, 045, 046, 048, 056, 064, 066, FARMBOSS, MS260, MS270, MS280, MS290, MS310, MS360, MS390, MS440, MS460, E220, E220C

14	35	.063	54	SN14-63	SN14-63PA				
15	37	.063	56	SN15-63	SN15-63PA		SN15-63SG		
16	40	.063	60	SN16-63	SN16-63PA	SNT16-63PA	SN16-63SG		
18	45	.063	66	SN18-63	SN18-63PA	SNT18-63PA	SN18-63SG		
20	50	.063	72	SN20-63	SN20-63PA	SNT20-63PA	SN20-63SG		
25	63	.063	84	SN25-63	SN25-63PA	SNT25-63PA			
28	70	.063	91	SN28-63	SN28-63PA	SNT28-63PA			
30	75	.063	97	SN30-63	SN30-63PA	SNT30-63PA			
32	80	.063	105	SN32-63	SN32-63PA	SNT32-63PA			
36	90	.063	114	SN36-63	SN36-63PA	SNT36-63PA			
42	105	.063		SN42-63	SN42-63PA	SNT42-63PA			

3/8" Pitch .050 gauge

E15, E20, 024, 026, 028, 029, 031, 032, 034, 036, 038, 039, 040, 041, 042, 044, 045, 046, 048, 056, 064, 066, FARMBOSS

14	35	.050	54	SN14-50	SN14-50PA				
15	37	.050	56	SN15-50	SN15-50PA		SN15-50SG		
16	40	.050	60	SN16-50	SN16-50PA	SNT16-50PA	SN16-50SG		
18	45	.050	66	SN18-50	SN18-50PA	SNT18-50PA	SN18-50SG		
20	50	.050	72	SN20-50	SN20-50PA	SNT20-50PA	SN20-50SG		
25	63	.050	84	SN25-50	SN25-50PA	SNT25-50PA			
28	70	.050	91	SN28-50	SN28-50PA	SNT28-50PA			
30	75	.050	97	SN30-50	SN30-50PA	SNT30-50PA			

.325" Pitch

E15, E20, 024, 026, 028, 029, 031, 032, 034, 036, 038, 039, 040, 041, 042, 044, 045, 046, 048, 056, 064, 066, FARMBOSS, MS260, MS290, MS310, MS360, MS390, MS440, MS460

13	33	.050	56	SN13-50	SN13-50PJ				
14	35	.050	60	SN14-50	SN14-50PJ				
15	37	.050	63	SN15-50	SN15-50PJ		SN15-50SH		
16	40	.050	67	SN16-50	SN16-50PJ	SNT16-50PJ	SN16-50SH		
18	45	.050	74	SN18-50	SN18-50PJ	SNT18-50PJ	SN18-50SH		
20	50	.050	81	SN20-50	SN20-50PJ	SNT20-50PJ	SN20-50SH		

Please Note: All Stihl bars are available in .050, .058, .063 gauge.

PRO SPROCKET BARS	POWER TECH BARS	POWER TECH ARBOR PRO	LAMINATED BARS
PA = 3/8" x 11 Teeth - Pro Nose PJ = .325" 12 Teeth - Pro Nose VQ = .404" x 11 Teeth - Pro Nose	SG = 3/8" x 10 Teeth Nose SH = .325" x 11 Teeth Nose	SF = .325" x 10 Teeth Nose SR = 3/8" x 9 Teeth Nose	CR = 3/8" LP x 9 Teeth Non Replacement Nose POWER TECH MINI SW = 3/8" LP x 7 Teeth Nose

**Sprocket
Nose
Code**



CHAINSAW APPLICATION GUIDE



GUIDEBARS



CALLLED LENGTH IN CM	GROOVE GAUGE	DRIVE LINK	PRO HARD TOP	PRO SPROCKET PRO TOP	TITANIUM CN40 POR TOP	POWERTECH	POWERTECH ARBOR	POWER TECH MINI 7 TOOTH	MINICUT LAMINATED
---------------------------	--------------	------------	--------------	----------------------	-----------------------	-----------	-----------------	-------------------------	-------------------

STIHL continued

.404" Pitch

E15, E20, 024, 026, 028, 029, 031, 032, 034, 036, 038, 039, 040, 041, 042, 044, 045, 046, 048, 056, 064, 066, FARMBOSS, MS260, MS290, MS310, MS340, MS360, MS390, MS440, MS460

20	50	.063	66	SN20-63	SN20-63VQ	SNT20-63VQ				
25	63	.063	78	SN25-63	SN25-63VQ	SNT25-63VQ				
28	70	.063	83	SN28-63						
30	75	.063	88	SN30-63	SN30-63VQ	SNT30-63VQ				
32	80	.063	95	SN32-63						
36	90	.063	104	SN36-63	SN36-63VQ	SNT36-63VQ				
42	105	.063	124	SN42-63	SN42-63VQ	SNT42-63VQ				

3/8" Pitch

WIDE NOSE RADIUS

20	50	.063	72	SNW20-63						
25	63	.063	84	SNW25-63						

3/8" Pitch

050, 051, 075, 076, 084, 088

16	40	.050	62		S16-50PA	ST16-50PA				
17	43	.063	66	S17-63	S17-63PA	ST17-63PA				
21	53	.063	75	S21-63	S21-63PA	ST21-63PA				
25	63	.063	88	S25-63	S25-63PA	ST25-63PA				
25	63	.063	88	SLDX25-63						
25	63	.063	90	SLD25-63	SLD25-63PA	SLDT25-63PA				
30	75	.063	100	SLD30-63	SLD30-63PA	SLDT30-63PA				
36	90	.063	114	SLD36-63	SLD36-63PA	SLDT36-63PA				

3/8" Pitch

08S

17	43	.063	66	S17-63	S17-63VQ					
21	53	.063	75	S21-63	S21-63VQ					
25	63	.063	88	S25-63	S25-63VQ					

Please Note: All Stihl bars are available in .050, .058, .063 gauge.

Sprocket Nose Code

PRO SPROCKET BARS

PA = 3/8" x 11 Teeth - Pro Nose
PJ = .325" 12 Teeth - Pro Nose
VQ = .404" x 11 Teeth - Pro Nose

POWER TECH BARS

SG = 3/8" x 10 Teeth Nose
SH = .325" x 11 Teeth Nose

POWER TECH ARBOR PRO

SF = .325" x 10 Teeth Nose
SR = 3/8" x 9 Teeth Nose

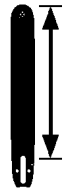
LAMINATED BARS

CR = 3/8" LP x 9 Teeth Non Replacement Nose
POWER TECH MINI
SW = 3/8"LP x 7 Teeth Nose





CHAINSAW APPLICATION GUIDE



CALLLED LENGTH IN CM	GROOVE GAUGE	DRIVE LINK	PRO HARD TOP	PRO SPROCKET PRO TOP	TITANIUM CN40 POR TOP	POWERTECH	POWERTECH ARBOR	POWER TECH MINI 7 TOOTH	MINICUT LAMINATED
---------------------------	--------------	------------	--------------	----------------------	-----------------------	-----------	-----------------	-------------------------	-------------------

GUIDEBARS

STIHL continued

.404" Pitch

050, 051, 075, 076, 08S, 084, 088

17	43	.063	60	S17-63	S17-63VQ				
21	53	.063	68	S21-63	S21-63VQ				
25	63	.063	80	S25-63	S25-63VQ				
25	63	.063	80	SLDX25-63					
25	63	.063	84	SLD25-63	SLD25-63VQ	SLDT25-63VQ			
30	75	.063	92	SLD30-63	SLD30-63VQ	SLDT30-63VQ			
33	83	.063	100	SLD33-63	SLD33-63VQ	SLDT33-63VQ			
36	90	.063	104	SLD36-63	SLD36-63VQ	SLDT36-63VQ			
42	105	.063	123	SLD42-63	SLD42-63VQ	SLDT42-63VQ			

3/8" Pitch

070, 090

25	63	.063	92	SLD25-63	SLD25-63PA				
30	75	.063	100	SLD30-63	SLD30-63PA				
33	83	.063	107	SLD33-63	SLD33-63PA				

.404" Pitch

070, 090

25	63	.063	84	SLD25-63		SLDT25-63VQ			
30	75	.063	92	SLD30-63		SLDT30-63VQ			
33	83	.063	100	SLD33-63		SLDT33-63VQ			
36	90	.063	104	SLD36-63		SLDT36-63VQ			
42	105	.063	123	SLD42-63		SLDT42-63VQ			

Please Note: All Stihl bars are available in .050, .058, .063 gauge.

PRO SPROCKET BARS	POWER TECH BARS	POWER TECH ARBOR PRO	LAMINATED BARS
PA = 3/8" x 11 Teeth - Pro Nose PJ = .325" 12 Teeth - Pro Nose VQ = .404" x 11 Teeth - Pro Nose	SG = 3/8" x 10 Teeth Nose SH = .325" x 11 Teeth Nose	SF = .325" x 10 Teeth Nose SR = 3/8" x 9 Teeth Nose	CR = 3/8" LP x 9 Teeth Non Replacement Nose POWER TECH MINI SW = 3/8"LP x 7 Teeth Nose

Sprocket
Nose
Code



CHAINSAW APPLICATION GUIDE



GUIDEBARS



CALLLED LENGTH IN CM	GROOVE GAUGE	DRIVE LINK	PRO HARD TOP	PRO SPROCKET PRO TOP	TITANIUM CN40 POR TOP	POWERTECH	POWERTECH ARBOR	POWER TECH MINI 7 TOOTH	MINICUT LAMINATED
---------------------------	--------------	------------	--------------	----------------------	-----------------------	-----------	-----------------	-------------------------	-------------------

TALON

3/8" LP Pitch

1600E, 1800E

14	35	.050					M14-50SR	M14-50SW	M14-50CR
18	45	.050					M18-50SR	M16-50SW	M18-50CR

3/8" LP Pitch

35cc, 55cc

14	35	.050					M14-50SR	M14-50SW	M14-50CR
16	40	.050					M16-50SR	M16-50SW	M16-50CR

TAS-TANAKA

3/8" LP Pitch

35, 290, 300, 320, 330, 350, 351, 355, 356, 370, 375, 405, 415, 3500, 4000, TPS200, TCS3401, ECS3301, ECS3351, ECS3500, 2510

12	30	.050	45	PO12-50			PO12-50SR	PO12-50SW	PO12-50CR
14	35	.050	52	PO14-50			PO14-50SR	PO14-50SW	PO14-50CR
16	40	.050	57	PO16-50			PO16-50SR	PO16-50SW	PO16-50CR
16	40	.050	60	POX16-50			POX16-50SR	POX16-50SW	POX16-50CR

.325" Pitch

35, 290, 300, 320, 330, 350, 351, 355, 356, 370, 375, 405, 415, 3500, 3801, 4000, TPS200, ECV4501

16	40	.050	64	PO16-50			PO16-50SH	PO16-50SF	
16	40	.050	70	POX16-50	POX16-50PJ		POX16-50SH	POX16-50SF	
18	45	.050	76	PO18-50	PO18-50PJ		PO18-50SH		
20	50	.050	78	PO20-50			PO20-50SH		

3/8" Pitch

505, 506, 650, 655

16	40	.050	60	EX16-50	EX16-50PA		EX16-50SG		
18	45	.050	64	E18-50					
18	45	.050	66	EX18-50	EX18-50PA		EX18-50SG		
20	50	.050	72	EX20-50	EX20-50PA		EX20-50SG		
24	60	.050	84	EX24-50	EX24-50PA				

**Sprocket
Nose
Code**

PRO SPROCKET BARS

PA = 3/8" x 11 Teeth - Pro Nose
PJ = .325" 12 Teeth - Pro Nose
VQ = .404" x 11 Teeth - Pro Nose

POWER TECH BARS

SG = 3/8" x 10 Teeth Nose
SH = .325" x 11 Teeth Nose

POWER TECH ARBOR PRO

SF = .325" x 10 Teeth Nose
SR = 3/8" x 9 Teeth Nose

LAMINATED BARS

CR = 3/8" LP x 9 Teeth Non Replacement Nose
POWER TECH MINI
SW = 3/8"LP x 7 Teeth Nose





CHAINSAW APPLICATION GUIDE



CALLLED LENGTH IN CM	GROOVE GAUGE	DRIVE LINK	PRO HARD TOP	PRO SPROCKET PRO TOP	TITANIUM CN40 POR TOP	POWERTECH	POWERTECH ARBOR	POWER TECH MINI 7 TOOTH	MINICUT LAMINATED	

GUIDEBARS

TOPSO

3/8" Pitch

500, 510, 511, 600, 601, 610, 611, 700, 710


16	40	.058	60	JO16-58	JO16-58PA	JO16-58SG			
18	45	.058	68	JO18-58	JO18-58PA	JO18-58SG			
20	50	.058	72	JO20-58	JO20-58PA	JO20-58SG			

URAL

.404" Pitch

ALL MODELS

20	50	.063	64	UR20-63	UR20-63VQ				
----	----	------	----	---------	-----------	--	--	--	--



Premium Engineered
Forestry Equipment

PRO SPROCKET BARS PA = 3/8" x 11 Teeth - Pro Nose PJ = .325" 12 Teeth - Pro Nose VQ = .404" x 11 Teeth - Pro Nose	POWER TECH BARS SG = 3/8" x 10 Teeth Nose SH = .325" x 11 Teeth Nose	POWER TECH ARBOR PRO SF = .325" x 10 Teeth Nose SR = 3/8" x 9 Teeth Nose	LAMINATED BARS CR = 3/8" LP x 9 Teeth Non Replacement Nose POWER TECH MINI SW = 3/8" LP x 7 Teeth Nose
---	---	---	---

Sprocket
Nose
Code